



温州市艾迪亚汽车配件有限公司
WENZHOU IDEER AUTO PARTS CO.,LTD

ADD:No.1 Hai'an Street, Tangxia Town, Rui'an City, Zhejiang Province,China.325204
MOB:+86-18057707592(wechat) Mail: sales@crazy4x4parts.com sales@uspickup.com

ISUZU

Picture	Type	Model	OEM NO	Size (the teeth number\length\high\diame-ter)
	ISUZU main drive	7号	933211684T NC	Z1=10t, Z2=23t, Z3=25t
	ISUZU main drive	2号	933211684R NC	Z1=10t, Z2=23t, Z3=30t
	ISUZU main drive		933211685R NF	Z1=24t, Z2=23t, Z3=30t
 LX00-100 变速箱一轴 22T/22T/10T MAINE DRIVE C240	ISUZU main drive	LX00-100 C240	9332110042 NC	Z1=10t, Z2=22t, Z3=22t
	ISUZU main drive	C240 5/12	9332110042 NF	Z1=24t, Z2=22t, Z3=22t
	ISUZU main drive	4BA1 NHR C240 NPR 4BE1 4BD1 9号	9332110300	Z1=24t, Z2=30t, Z3=36t
	ISUZU main drive	NPR 4BC2 /13号 3号	9332116380	Z1=24t, Z2=23t, Z3=30t
	ISUZU main drive	11	933211684T NC	Z1=10t, Z2=23t, Z3=25t

	ISUZU main drive			Z1=24t, Z2=23t, Z3=25t
	ISUZU main drive	4BA1 2 / 10 / 7	9332116860	Z1=10t, Z2=23t, Z3=30t
	ISUZU main drive	4BA1 C240	9332119850	Z1=24t, Z2=23t, Z3=30t
	ISUZU main drive	4BA1 17号	9332119890	Z1=24t, Z2=25t, Z3=30t
	ISUZU main drive	4BA1 14号	5332110710 9332110710	Z1=10t, Z2=25t, Z3=30t line
	ISUZU main drive	NPR NPR115 NPR59 4JB1 NKR 16号	8970330030 8944472720	Z1=24t, Z2=26t, Z3=36t
	ISUZU main drive	4BG1		Z1=24t, Z2=29t, Z3=36t
	ISUZU main drive	4BC2 NPR TURCK 85-92	8943852220 8944496381	Z1=24t, Z2=28t, Z3=36t
	ISUZU main drive	D-MAX	8971822120	Z1=24t, Z2=25t, Z3=45t
	ISUZU main drive	D-MAX	8973009481 8982102251	Z1=24t, Z2=26t, Z3=45t
	main drive			Z1=24t, Z2=18t, Z3=22t
	ISUZU main drive	4HG1 NPR71-NQR71- NPR75-NQR75-NLR85- NQR90 NPS NKR MYY5T	8972529241 8980318480	Z1=14t, Z2=28t, Z3=45t

	ISUZU main drive	4HG1	8973500060 8980212660 8983872380	Z1=14t, Z2=26t, Z3=45t
	main drive		8980212670 8983872390	Z1=14t, Z2=26t, Z3=45t
	ISUZU main drive	MZZ6U MZZ6F 4HK1`	8973710900 8973723620	Z1=14t, Z2=25t, Z3=45t
	ISUZU main drive	MBJ6T 6HL1	1332118270	Z1=10t, Z2=25t, Z3=45t
	INPUT SHAFT	FORWARD FRR35 6HL1	1332118270	Z1=10t, Z2=20t, Z3=34t
	INPUT SHAFT	ISUZU		34T-25T-10T 3.9kg
	gear	ISUZU FSR 33	17110	48T-28T W-2.15
	gear	ISUZU		27T-48T,W-2KG
	INPUT SHAFT	ISUZU		10T-21T-34T W-3.3KG

	SYNCHRONIZER SLEEVE AND HUB	ISUZU		39T-25T,W-2.2KG
	CONE GEAR	ISUZU 9S1310 9S1110	1304233006	Z=63T,W-4.1KG
	CONE GEAR	FORWARD FRR35 6HL1	1332118270	34T-45T
	2ND GEAR CONE GEAR	TFR54 4JA1	8944351350	34T-45T
	3RD GEAR CONE GEAR	TFR54 4JA1	8943101530	30T-40T
	INPUT SHAFT CONE GEAR	TFR54 4JA1	533222-2702	22T-36T
 LX00-100 变速箱一轴 22T/22T/10T MAINE DRIVE C240	ISUZU main drive	C240		Z1=22t, Z2=22t, Z3=10t
	ISUZU main drive	4BE1/4HF1/4BD1 NPR	8970355521	Z1=36t, Z2=26t, Z3=21t 0line length: 262mm
	ISUZU main drive	4BE1/4HF1/4BD1 MXA5R LC5T30 600P	8971689800	Z1=36t, Z2=29t, Z3=21t 4line length: 268mm

	ISUZU main drive	4BE1/4HG1 NPR/NQR MSA5S MXA5R/4KH1 LC5T30	8970916501 89716890CA0	Z1=36t, Z2=29t, Z3=21t 1line length: 266.5mm
 8944351601/2 变速第一轴 Z21/Z31/Z41 MAIN DRIVE 1 LINE TFR54(4JA1)	ISUZU main drive	TFR54 (4JA1)	8944351601/2	Z1=22t Z2=23t Z3=24t 1line
	ISUZU main drive	TFR54 (4JA1)	8941610980	Z1=30t Z2=23t Z3=24t 1line
	ISUZU main drive	NKR-RMD 4JB1 4JG2	8971776830 8970915581	Z1=36t Z2=28t Z3=24t 1line L:248.5MM
	ISUZU main drive	4JG2 4JB1 ELF NKR NHR55	8971776840 8971036320	Z1=36t Z2=30t Z3=24t L:248.5MM
	ISUZU main drive	NKR C240	8944490721	Z1=36t Z2=28t Z3=24t L:248.5MM
	ISUZU counter gear	4BA1		Z1=25t, Z2=14t, Z3=22t, Z4=34t, Z5=41t
	ISUZU counter gear	4BA1 TL	5333320420	Z1=25t, Z2=14t, Z3=22t, Z4=34t, Z5=42t
	counter gear	4BA1		Z1=25t, Z2=14t, Z3=22t, Z4=34t, Z5=49t

	counter gear	NPR57 4BC2 5T88	8941295261 5333320410	Z1=25t, Z2=14t, Z3=22t, Z4=34t, Z5=51t L:325MM
	counter gear			Z1=25t, Z2=14t, Z3=22t, Z4=35t, Z5=44t
	counter gear	4JB1 NKR55	8972041040 8942571851	Z1=25t, Z2=14t, Z3=22t, Z4=34t, Z5=51t L:330.65MM
 8970178750 中间轴 13T/14T/22T/38T/51T/49T COUNTER GEAR NPR.	counter gear	NPR 110 4BD1	8970178750	Z1=13t, Z2=14t, Z3=22t, Z4=38t, Z5=51t, Z6=49t
 8970178740 中间轴 13T/14T/22T/38T/51T/49T COUNTER GEAR 3 LINE 4BE1	counter gear	4BE1	8970178740	Z1=13t, Z2=14t, Z3=22t, Z4=39t, Z5=51t, Z6=49t 3line
 8970759760 中间轴 13T/14T/20T/38T/49T/45T COUNTER GEAR 4 LINE NPR 120 MXA5R	counter gear	NPR 120 MXA5R	8970759760	Z1=13t, Z2=14t, Z3=20t, Z4=36t, Z5=49t, Z6=45t 4line
	counter gear	4BG1		Z1=13t, Z2=14t, Z3=20t, Z4=36t, Z5=49t, Z6=45t
	counter gear	MYY5T NPR	8973265901 8973806301 8973806300	Z1=13t, Z2=13t, Z3=20t, Z4=33t, Z5=49t, Z6=45t
	counter gear	MYY6P 4HK1	8973806271 8972526391	Z1=26t, Z2=13t, Z3=20t, Z4=33t, Z5=39t, Z6=47t
	counter gear	MYY6P 4HK1		Z5=39t, Z6=47t

	counter gear	MY6P 4HK1		Z3=20t, Z4=33t
	counter gear	MZZ6U MZZ6F NPR75	8982494890 8981132240	46x38x29x21x13x28T
	counter gear	4HK1 FVR FRR	8981132200 8982494840 8972526360	46x37x28x21x13x28T
	counter gear	NPR 2002 4HF1 4HG1	8970925640	Z1=26t, Z2=13t, Z3=14t, Z4=20t, Z5=35t
 8944895241 8944351440/1 中间轴 18T/18T/16T/20T/31T/37T COUNTER GEAR 1 LINE TFR54 4JA1	counter gear	4JA1 TFR/TFS-R 93-96 5SPEED (M75) KB25/26 TFR90 98 C233 LUX2300 KB42	8944695241 8944351440/1	Z1=18t, Z2=18t, Z3=16t, Z4=20t, Z5=31t, Z6=37t
 8944351430/1 中间轴 18T/18T/17T/20T/33T/37T COUNTER GEAR 2 LINE TFR54 4JA1	counter gear	4JA1 TFR/TFS-R 93-96 5SPEED (M75) TFR87 4ZA1 4JA1 LUX2300 2.5 KB250 MKB-110G	8944351430/1	Z1=18t, Z2=18t, Z3=17t, Z4=20t, Z5=33t, Z6=37t
	COUNTER SHAFT	TROOPER	5333320320	Z1=33,Z2=27,Z3=20,Z4=16,Z5 =18 L:277.3MM
	counter gear	D-MAX	8972161641	Z1=20t, Z2=20t, Z3=19t, Z4=25t, Z5=32t, Z6=44t
	counter gear	UCS17/4ZE1 UCR17 D- MAX 4JB1	8971009120	46Tx38Tx27Tx21Tx20T

			1333112880	
	COUNTER SHAFT	6HH1 6HHL FORWARD	1333112860 8982467830	28T-22T-14T-24T
	4TH counter gear	6HH1 6HHL FORWARD	1333321100	Z=34T
	counter gear	6HH1 6HHL FORWARD	1333312220	Z=38T
	3/4 CONE GEAR	EF750 16S151	1332654360	57T-30T
	SYN SIEVE	16K130 16K160 16K190 16S130 16S160 16S190	1333390200	54T
	3/4 SYN SIEVE	16S150/151/181/220/221/ 251	1332622080	51T
	SYN HUB		1332612140	Z1=48T,Z2=39T 外径:119.09mm 内径:38.4mm 重量:0.9kg
	SYN HUB		1332612130	Z1=54T,Z2=63T 外径:134.10mm,内径:60.70mm 重量:0.95kg

	CONE GEAR	ZF195 9S75	1332621710	Z1=66T,Z2=77T 外径:133.93mm.内径:97.45mm 重量:0.35kg
	CONE GEAR	ZF195 9S75	1332190680	Z1=60T,Z=67T, 外径118.95mm, 内径85.50mm 重量0.25kg
	main shaft	TFR54 (4JA1)	8944351622	Z1=26t Z2=26t Z3=24t Z4=27t
	main shaft	TFR 2800 TFS 4ZE1 4ZD1 4JB1 D-MAX	8973009800	Z1=28t Z2=34t Z3=26t Z4=27t
	MAIN SHAFT	D-MAX	8973009810 8971200400	Z1=28t Z2=34t Z3=26t Z4=27t
	main shaft OLD	C240		Z1=26t, Z2=16t, Z3=16齿, Z4=26, Z5=24 (length=46mm) , Z6=20
	main shaft NEW	C240		Z1=26t, Z2=16t, Z3=16t, Z4=26, Z5=24 (length=26mm) , Z6=20
 ZF00-155 二轴 27T/40T/40T/28T MAIN SHAFT 4BE1	main shaft	4BE1	8970348472	Z1=28t,Z2=40t,Z3=40t,Z4=27t
	main shaft	MY6P 4HK1	8972531163	Z1=28t,Z2=42t,Z3=42t,Z4=21t, length:545.4mm

	MAIN SHAFT	MZZ6U	8972531153	Z1=26t,Z2=42t,Z3=42t,Z4=23t
	main shaft	NKR	8973688370 8972071190	Z1=27t,Z2=37t,Z3=40t,Z4=27t length:415.6mm
	main shaft	NPR71-NQR71-NPR75- NQR75-NLR85-NQR90 MY5T	8972531173	Z1=28t,Z2=42t,Z3=42t,Z4=21t, length:490.3mm
	main shaft	4HF1 MXA5R	8970348471	Z1=28t,Z2=40t,Z3=40t,Z4=27t, length:448mm
	main shaft	4BE1		Z1=20t, Z2=30t, Z3=30t, Z4=20 (length=71mm) , length: 432.2
	main shaft	4BC2/4BA1		Z1=20t, Z2=30t, Z3=23t, Z4=17 (length=62~63mm)
	main shaft	6BG1		Z1=24t, Z2=21t, Z3=26t, Z4=10t L=532mm
	main shaft	6HH1		25T/24T/24T/16T L:552MM
	main shaft	FSR MBJ5T	1332312620	25T/24T/24T/16T

LX00-004
二轴 20T/30T/23T/17T
MAIN SHAFT
4BC2/4BA1

	OUTPUT SHAFT	FTR850 MZW6P	8973805710	24T-43T-20T 7.3KG
	synchronizer	4JB1	8970487452	Z1=27t, Z2=36t
	4/5synchronizer	NPR120 4HF1 4HG1 4HE1 MXA5R	8970348411	Z1=27t, Z2=36t
	2/3synchronizer	4HF1	8971909920	Z1=40t, Z2=42t
	2-3 SYN HUB	4HF1		Z1=40t, Z2=42t 9 HOLES
	4/5 synchronizer ring	4HF1/4HG1 MZW6P	8944218711 8973001950	Z=45 outdiameter =112 min insidediameter=90.5 height=28
	2/3 synchronizer	4JH1 4HG1-T NKR71 NPR66 NQR MY6S 4HK1 MYYT5 NLR MZZ6U/F/W	8972412961	Z1=42t Z2=45t
	ISUZU synchronizer hub	MYY5T	8972412983	Z1=42t Z2=45t
	2/3 synchronizer Sleeve	4JH1 4HG1-T NKR71 NPR66 NQR MY6S 4HK1 MYYT5 NLR MZZ6U/F/W	8982582790	Z=45t

 5332600080 8941618600 1225492331 3/4同步器齿壳 3/4SYNCHRONIZER C190 R025 R021 K6C06 TFR 4JG2 4BE1 4B02 4B01 4HF1	3/4synchronizer	4JA1	8941618600	Z=30
 8944351400 1/2同步器齿壳 45T 1/2SYNCHRONIZER TFR95 4JAB1 4JA1 1A 2A LUX2300	1/2synchronizer	4JA1	8944351400	Z=45t
	synchronizer ring	C24O	9332620020	Z=30 outdiameter=87mm min insidediameter=67mm height=30.3mm
	3/4synchronizer ring	4BA1		Z=30 outdiameter=109mm min insidediameter=79mm height=25.7mm
	1/2synchronizer ring	4BC2		Z=30 outdiameter=123mm min insidediameter=95mm height=30mm
	1/2synchronizer ring	4BA1	5332620142	Z=36 outdiameter=123mm min insidediameter=95mm height=30mm
	synchronizer ring	NKR71 4JH1	8970487380	Z=45 outdiameter=147mm min insidediameter=115.8mm height=25.2mm
	1st gear	MYY5T	8973500100 8972412421	Z1=43t, Z2=45t
	1ST GEAR	MZW6P NPR75 FRR	FTR 8980003300	44T-45T

	1st gear	MXA5R	8970843771	z1=45,z2=45
	3rd gear	NKR	8971749230	z1=31t,z2=36t
	3rd gear	4BA1,4BC2	9332520230	Z1=31t, Z2=30t, 2line
	3rd gear	4BA1,4BC2	9332526181	Z1=33t, Z2=30t, 1line
	3rd gear	4BA1,4BC2	9332526331	Z1=31t, Z2=36t 0line
	3rd gear	4BA1,4BC2	9332520010	Z1=31t, Z2=30t 0line
	3rd gear	4BE1 (带铜套)		Z1=42t, Z2=35t 0line
	3rd gear	4BE1 (不带铜套)		Z1=42t, Z2=35t
 <p>ZF00-075 3档齿轮 42T/33T 3RD GEAR 3 LINE 4HF1</p>	3rd gear	4HF1/4BE1 (不带铜套)	8943166882 8943166883	Z1=42t, Z2=33t, 3line
	counter drive gear	NPR	8970348670	Z=45t

	counter drive gear			Z=49t
	3rd gear	FTR 6HE1	1332524140	Z1=34t,Z2=51t
	4TH GEAR	FSR FRR FVR 6HK1 MLD6Q	1332537230 1332535010	Z1=33t,Z2=54t
	3rd gear	4BG1		Z1=37t,Z2=42t 2line
	3rd gear	4HF1/4HG1	8974172436	Z1=37t,Z2=42t 4line
	3rd gear	NPR 120	8943514441	Z1=37t, Z2=42t 4line
	COLLAR FOR 3RD GEAR	4HF1	8941785002	56*48.5*37
	NEEDLE BEARING FOR 3RD GEAR	4HF1		K56*61*33 (单排)
	3rd gear	NPR	8972080210	Z1=38t, Z2=42t 1line

	3rd gear	MY5T NKR77 4JH1	8972412340 SU002-00327	Z1=34t, Z2=45t 1line
	3RD GEAR	MY5A	8972412351	Z1=32t, Z2=45t
	3rd gear	MZZ6U 4HK1 MZZ6F	8972412331	Z1=34t, Z2=54t 1line
	3rd gear	TFR54 4JA1	8941611370	Z1=29t, Z2=30t OLINE OD:70.2MM
	3rd gear	TFR54 4JA1	8941611371	Z1=29t, Z2=30t 1LINE OD:72MM
	4th gear	NPS 4HK1 MY6P	8972412300	Z1=28t, Z2=45t 1line
	4th gear	MZZ6F NQR70	8972412280	Z1=29t, Z2=45t
	4TH GEAR	MZW6P NPR75	8981982970	45T-29T
	GEAR	6HK1 MZW6P NPR75	8973805680	22T-26T

	ISUZU reverse gear	4JH1 4HF1 4JJ1 NPR NQR 4HK1 MYY6S 4HG1 MYY5T	8972412440	Z1=41t, Z2=45t height:47.3mm
	GEAR, REVERSE IDLER	NPR NQR 4HK1 MYY6S 4HF1 4JH1 MYY5T	8972412930	Z=25 ID:30MM
	SHAFT: REV	MYY5T	8972526550	96.5MM*25MM
	BEARING: REV	MYY5T		OD:30*ID:25:H:45.5
	2nd gear	MYY5T	8972412371 SU002-00328	Z1=38t, Z2=45t OD:137MM
	2ND GEAR	NPR75 MZW6P	8981408840	44T-45T
	2nd gear	MZZ6U 4HK1 MZZ6F MZZ6W	8972412361	Z1=43t, Z2=54t
	2nd gear	MYY5A	SU002-00185	Z1=38t Z2=45t
	3RD/COUNTER	FRR FTR MZW6P MZX6P	8981685010 8973777040	Z1=35t Z2=45t

	2nd gear	NPR 120 MXA5R	8973154710	Z1=37t, Z2=42t 4line
	2nd gear 3#	4BA1,4BC2		Z1=36t, Z2=36t 1line the height of teeth=28mm outdiameter=112.8mm
	ISUZU 2nd gear	4BA1,4BC2	9332520360	Z1=36t, Z2=36t 1line the height of teeth=26.6mm outdiameter=113mm
	ISUZU 2nd gear	4BA1,4BC2	9332520350	Z1=34t, Z2=36t 0line
	ISUZU 2nd gear	4BA1,4BC2	9332520340	Z1=34t, Z2=36t
	ISUZU 5th gear	4BE1 NEW	8943167040	Z1=36t, Z2=21t
	ISUZU 5th gear	4BE1 OLD		Z1=36t, Z2=21t
	ISUZU 5th gear	NKR-RMD 4JB1	8973730080	Z1=34t, Z2=24t
	isuzu 6th gear	MY6P	8973865820 SU002-00962	Z1=21, Z2=21
	isuzu 6th gear	MY6P	8972412660	Z1=21, Z2=21

	isuzu 6th gear	MZZ6U MZZ6F	8972526340	Z1=20, Z2=23
	isuzu 6th gear	6HK1	8980491061	Z1=18, Z2=23
	isuzu 6th gear	MZZ6U MZZ6F 4HK1	8972412460	Z1=47, Z2=45
	6TH COLLAR	MZZ6F	8972531201	OD;45*ID;38*H40;
	NEEDLE BEARING; 6TH GAER	MZZ6F	8972531130	K50*45*H40 (双排)
	isuzu 6th gear	FRR MZW6P 6HK1 6HK-T MZX6P	8981372560	Z1=46, Z2=45 ID:55MM
	6th gear	FORWARD FRR35 6HL1 MBJ6T	1333382720	Z1=39, Z2=42
	isuzu 6th gear	FRR MZW6P 6HK1 6HK-T MZX6P	8980052921	Z1=17, Z2=26

	6TH GEAR	NPR70	MXA6R	Z1=36,Z2=52
	COLLAR FOR 6TH GEAR	NPR70	MXA6R	L:35MM X OD:37MM X ID:30MM
	6TH GEAR	NPR70	MXA6R	Z1=21,Z2=28
	SLEEVE	NPR70		Z=36
	HUB	NPR70		Z1=36,Z2=26
	2ND GEAR	NPR70	MXA6R	Z1=42,Z2=37
	isuzu 6th gear	6HK-T MZX6P 6HK1 MZW6P	8980494061	Z1=46, Z2=45 ID:50MM
	isuzu 6th gear	MY6P	8973865800 SU002-00961	Z1=50, Z2=45 ID:50MM
	needle bearing			K45*50*40(双排)

	BUSH	MY6S	8972531211	L:40.3*OD:45*ID:34.5
	synchronizer ring	4HG1 MYY5T NQR MYY6S	8973095320	Z=45T OD:92.85/H:9.5/G:92
	isuzu 6th gear	MY6S	8972412470	Z1=49, Z2=45
	gear			Z=36t,diameter=112mm height=40mm
	gear			Z1=18t, Z2=22t,diameter=70mm height=28mm
	ISUZU 5th gear	MYY5T 4HG1 NPR71	8972412310 SU002-00325	Z1=22t, Z2=45t
	ISUZU 5th gear	4HF1 MXA5R NPR66	8970348560	Z1=23t, Z2=36t 4line
	ISUZU 5th gear	TFR 4JA1 KB230/250	8941619123	Z1=30t Z2=25t
	ISUZU 5th gear	TFR 4JA1 KB230/250	8941610980/2 8941619201	Z1=47t Z2=18t
	ISUZU 5th gear	D-MAX 3000 5SPEED	8943774340	Z1=20t Z2=50t

	ISUZU 5th gear	D-MAX 3000 5SPEED	8971040232	Z1=22t Z2=36t
 <p>LX00-033 5档齿轮 30T/20T 5TH GEAR 2 LINE 4BC2/4BE1</p>	ISUZU 5th gear			Z1=20t, Z2=30t 2line
	ISUZU 5th gear	4BC2/4BE1		Z1=36t Z2=24t
	ISUZU 5th gear	4BA1		Z1=30t Z2=21t 1line
 <p>LX00-032 5档齿轮 30T/19T 5TH GEAR 4BA1</p>	ISUZU 5th gear	4BA1		Z1=19t, Z2=30t 0line
	ISUZU crankshaft gear	4BC2/4BE1/4BD1	94034418	Z=25t outdiameter=115mm height=31.6mm
	ISUZU 1/2 synchronizer hub	4BA1		Z1=36 Z2=30
	ISUZU 5th synchronizer hub	C240		Z1=30t Z2=24t outdiameter=71.3mm insidediameter=30mm height=20.3mm
	HUB	6HK1 MZW6P	8980757340	Z1=45 Z2=26T

	CLUTCH DOG 5TH	MZX6P MZW6P FSR90	8981372551	45T-24T
	3-4 SYNCHRONIZER HUB	MZW6P FSR90 FSR34 FORWARD 12.0	8983098590	39T-42T
	ISUZU synchronizer	NQR MYY6S 4HK1	8973670220	Z1=45t Z2=26t
 <small>8973001950 8973665260 同步器 38T/45T SYNCHRONIZER 4HF1/4HG1</small>	ISUZU 4/5 synchronizer	4HF1/4HG1	8973001950 8973665260	Z1=45t Z2=28t
	ISUZU 4/5 Synchronizer	NQR 4HK1 MYY6S	8973670220	Z1=45t Z2=26t
	PLATE FOR 6TH SYNCHRONIZER MYY6S	MYY6S	8972489520 SU002-00336	
	5/R Synchronizer	D-MAX 4JB1	8971888000	Z1=36t Z2=26t
	6TH HUB	MZZ6F	8972413012	39T-28T

	HUB;CLU,REV	4HK1 FTR FSR MZ26P MZX6P	8980052960	Z1=45t Z2=27t
	SYNCHRONIZER; 4TH	D-MAX	8971887980	Z1=45t Z2=28t
	5/R SYNCHRONIZER SLEEVE	D-MAX 1.9		Z1=21t, Z2=45t
	synchronizer	D-MAX 5-6(-1-2)1.9	TKK0010 ZF00-828-1	Z1=57t, Z2=50t
	synchronizer	3/4 D-MAX 1.9	TKK0011 ZF00- 830-1	Z1=57t, Z2=26t
	ISUZU synchronizer hub	NKR71 4JH1	8970487380	Z1=45t Z2=40t
 8944351400 1/2同步器齿壳 45T 1/2SYNCHRONIZER TFR95 4JAB1/4JA1 1A 2A LUX2300	ISUZU 1/2synchronizer	TFR95 4JAB1 / 4JA1 1A 2A LUX2300	8944351400	Z1=45t Z2=26t
 5332600080 8941618600 1225492331 3/4同步器齿壳 3/4SYNCHRONIZER C190 K/26 KB21 4BD26 TFR 4JG2 4BE1 4BD2 4BD1 4HF1	ISUZU 3/4synchronizer	C190 KB26 KB21 KBD26 TFR 4JG2 4BE1 4BD2 4BD1 4HF1	5332600080 8941618600 1225492331	Z1=30t Z2=26t outdiameter=71.3mm height=28mm
	ISUZU 3/4synchronizer hub	C240	9332626260	Z1=30t Z2=26t outdiameter=71.3mm height=28mm

	SUZU 3/4synchronizer hub	4BE1	2#	Z1=36t Z2=27t HEIGHT
	SUZU 3/4synchronizer hub	4BE1	1#	Z1=36t Z2=27t LOW
	ISUZU 3/4synchronizer hub	4BC2		Z1=36t Z2=20t outdiameter=84mm height=22.55mm
	ISUZU 3/4synchronizer hub	4BA1		Z1=30t Z2=20t outdiameter=71.3mm height=22.55mm
	ISUZU idler gear(B)	4HK1	8971200050	Z=34t
	ISUZU CAMSHAFT GEAR	4HF1 4HG1	8970880572	Z=70t
	ISUZU CAMSHAFT GEAR	4HG1 6HE1 6HH1	8970944402	Z=35t OD:112.3MM
	CRANKSHAFT GEAR	4JJ1 4JJ1T	8981549451	Z=44t
	ISUZU crankshaft gear	4HF1 700P 4HK1 6HK1T	8943943420 8971096261	Z=42t

	ISUZU crankshaft gear	4HL1	8943922551	Z=42t 1line
	ISUZU idler gear(D)	4HF1	8970880551	Z=82t outdiameter=127.5mm 6 holes
	isuzu idler gear	NPR66 4HF1/4HK1	8971126076 8971126071	Z=41t outdiameter=130.4mm 6 holes
	ISUZU idler gear(C)	4HF1	8970880532	Z=122t
	ISUZU idler gear)	4HF1	8970945462	Z=61t
	ISUZU idler gear(A)	4HF1 NPR66	8972272130 8971146021	Z1=72t,Z2=60t
	ISUZU idler gear	4HF1/4HG1-T NPR71	8972270740 8972231890 8970945440	Z1=72t,Z2=30t
	idler gear	6HK1 E4 E5 FSR34 FVR34	8981456471 8976005860	Z1=72t,Z2=60t,Z3=30T
	injector pump driver gear	4HF1	8972039211	Z=70t

	injector pump driver gear	4HF1	8943416744	Z=35t
	injector pump driver gear	4HF1	8972121970	Z=35t
	injector pump driver gear	4HF1	8972039200	Z=70t
	oil pump gear	4HK1	8971145501	Z=30t
	CRANKSHAFT GEAR	6HE1	8943969542	Z=41t
	CRANKSHAFT GEAR	4JA1	8979427515	30T
	idler gear (A)	4JA1	8979427525	43T
	idler gear (B)	4JA1	8979427555	52T
	CAMSHAFT GEAR	4JA1	8979427645	60T

	injector pump gear	4JA1	8973226525	60T
	IDLER GEAR SHAFT (A)	4JA1 4JB1	8941397581	
	IDLER GEAR SHAFT (B)	4JA1 4JB1	8941099130	
	CAMSHAFT GEAR	4JB1	8943263510	42T
	idler gear (A)	4JB1	8971647730	31T
	idler gear (B)	4JB1	8941397620	37T
	CRANKSHAFT GEAR	4JB1	9125210420	21T
	injector pump gear	4JB1	8943263500	42T
	CRANKSHAFT GEAR	DMAX 4JH1-TC	8972400112	30T

	idler gear (A)	DMAX	4JH1-TC	8972400141	43T
	idler gear (B)	DMAX	4JH1-TC		52T
	CAMSHAFT GEAR	DMAX	4JH1-TC	8972400122	60T
	injector pump gear	DMAX	4JH1-TC		60T
	SHAFT FOR IDLER GEAR	DMAX	4JH1-TC		
	PUMP GEAR		4JJ1		44T
	IDLER GEAR B		4JJ1	8980210521 8974353330	34T

	IDLER GEAR A	4JJ1	8980210502	80T
	CRANKSHAFT GEAR	4JJ1		44T
	IDLER GEAR SHAFT	4JJ1		
	IDLER GEAR SHAFT	4JJ1		
	ISUZU SHAFT FOR IDEL GEAR (A)	700P 4HK1 4HG1 6HK1T ZX330	8943346820	
	ISUZU SHAFT FOR IDEL GEAR (B)	4HK1 4HF1 4HG1 6HK1T ZX330-3	8970607800/6	
	ISUZU SHAFT FOR IDEL GEAR (C)	4HK1 4HF1 4HG1 NPR66	8971863981/5	
	ISUZU SHAFT FOR IDEL GEAR (D)	700P 4HK1 4HG1 6HE1 FVR32	8973500210/5	

	IDLER GEAR BUSH FOR 82T	4HF1		34*30*14
	IDLER GEAR BUSH FOR 34T	4HF1		34*30*16.5
	IDLER GEAR PUSH FOR 122T	4HF1		34*30*25
	IDLER GEAR PUSH FOR 72T/60T	4HF1		34*30*29
	ISUZU NPR DRIVEN GEAR;METER	MYY5T	8972535631 (8972535630) 8972535601	Z=15t
	ISUZU NPR DRIVEN GEAR;METER		8972535611	Z=14t
	ISUZU NPR DRIVEN GEAR;METER	MYY5T MZZ6U	8972535591	Z=11t
	ISUZU NPR DRIVEN GEAR;METER	MYY5T	8972535560	Z=21t
	COLLAR	MYY5T	8972531192 8972531190	H:42*OD:73*ID:50.5

	COLLAR	6HK1 MZW6P	8981253180	
	BEARING	6HK1 MZW6P	8981015050	K50*55*36ZW D
	WASHER	MY6P	8972531230 8972531220 SU002-00345	H:8.62*OD:59*ID:34.6
	BEARING	MY5T MY6P	8972531021	K31*44*28
 ZF00-126 机油泵齿轮 12T OIL GEAR 4BE1	oil pump gear	4BE1	8941304200	Z=12t
	oil pump gear	4BA1 4BG1		Z=13t
	counter shaft	D-MAX		Z1=20t, Z2=12t, Z3=16t, L: 458mm
	input shaft	D-MAX		Z1=24t, Z2=20t, Z3=45t
	counter gear	D-MAX		Z=21t

	counter gear	D-MAX		Z=30t
	5th gear	D-MAX		Z1=21t, Z2=36t
	5th gear	D-MAX		Z1=41t, Z2=20t
	gear	D-MAX		Z1=21t, Z2=45t
	gear	D-MAX		Z1=14t, Z2=57t,Z3=20t
	gear	D-MAX		Z1=31t, Z2=48t
	gear	D-MAX		Z1=25t, Z2=48t
	counter shaft	D-MAX		Z1=20t, Z2=12t, Z3=18t
	input shaft	D-MAX		Z1=24t, Z2=23t, Z3=45t 2LINES

	counter gear	D-MAX		Z4=22
	counter gear	D-MAX		Z5=29
	1ST GEAR	D-MAX		Z1=25t, Z2=48t 2LINES
	5TH GEAR	D-MAX		Z1=39t, Z2=20t 2LINES
	5TH GEAR	D-MAX		Z1=25t, Z2=36t 2LINES
	3RD GAER	D-MAX		Z1=45t, Z2=22t 2LINES
	5TH GEAR	D-MAX		Z1=25t, Z2=36t 4LINES
	5TH GEAR	D-MAX		Z1=41t, Z2=20t 4LINES

	2ND GEAR	D-MAX		Z1=48t, Z2=23t 2LINES
	counter gear	D-MAX		Z4=22
	counter gear	D-MAX		Z5=29
	3RD GAER	D-MAX		Z1=45t, Z2=22t 2LINES
	5TH GEAR	D-MAX		Z1=25t, Z2=36t 4LINES
	2ND GEAR	D-MAX		Z1=48t, Z2=23t 2LINES
	ODOMETER SLEEVE	NKR57	1828285550	
	ODOMETER SLEEVE	NHR/NKR	8970803600	

	ODOMETER SLEEVE	TFR	8442102120	Z=12t
	DRIVEN GEAR	NKR/4JB1	8944772680	Z=14t
	DRIVEN GEAR	NKR/4JB1	8944772640	Z=16t
	DRIVEN GEAR(STEEL)	NKR/4JB1	5944772640	Z=16t
	DRIVEN GEAR	TFR17	8944733081	Z=16t
	DRIVEN GEAR	TFR/UCS17	8944733071	Z=17t
	DRIVEN GEAR	TFR54/4JA1	8944733041	Z=18t
	DRIVEN GEAR	TFR55/UCS22	8944733032	Z=19t
	DRIVEN GEAR	TFR55/17	8944733022	Z=20t






	DRIVING GEAR(SMALL)	TFR54/16/4JA1	8-94472608-1	Z=6t
	DRIVING GEAR (BIG)	TFR17	8-94472608-2	Z=6t
	DRIVING GEAR	TFR55/17	8-94472606-0	Z=5t
	DRIVING GEAR	NKR55 4JB1	8-94477266-0	Z=24t
	DRIVING GEAR	NKR	8-94477267-0	Z=17t
 9-83265-610	3/4 synchronizer ring	C190 KC-20	9332656100	Z=30t
	4/5SYNCHRONIZER RING	6HH1 MBJ6T 10.5t MBJ FRR	1332654140	Z=36t
	synchronizer ring set	NPR 4BD1 4BD2 4BC1 4BC2 82/- 4HF1 4HG1 4HE1 4JG2	8970746192	Z=42t

	synchronizer ring	C-223 4HF1 NPR NQR MY6S 4HK1	8941515102	Z=45t
	3/4 synchronizer ring	MLD 6HE1 6HK1 MLD7R 2K	1332653721	Z=42t
	4/5 synchronizer ring	NPR 4BC2 TLD-56 4HF1 4BE1 4HG1 4HE1 NKR	8941287752	Z=36t
	synchronizer ring		8943167500	
	synchronizer ring	4BE1 4BD2 NPR 4HF1 4JH1	8970617520	Z=45t
	synchronizer ring set	4HG1 4HG1-T NKR71 4HK1 NPR NQR MY6S 4HK1 MZW6P	8972413061 8972413121 8972413091	Z=39t
	synchronizer ring	NPR 4BD1 4BD2 4BC1 4BC2 82/- 4HF1 4HG1 4HE1 4JG2	8970746191 8942187700 8941287700	Z=42t
	SYNCHRONIZER RING	NHR TFR54	8944638300	Z=30T
	SYNCHRONIZER RING	4HG1-T NKR71 NPR NQR MY6S 4HK1	8973683430	Z=30T

	synchronizer ring set	4HF1	8941287500	
	SYNCHRONIZER RING	C240/250	9332656330	Z=36T
 9-33265-620	SYNCHRONIZER RING	C190 KC-20	933265620	Z=36T
 9-33265-632	SYNCHRONIZER RING	C240/250	9332656320	Z=36T
 21473 002 全高:11.1 N.W.:124G	SYNCHRONIZER RING		133265154	Z=24T OD:92/H:10.1/G:126
 23048 013 全高:11.6 N.W.:282G	SYNCHRONIZER RING		133265173	Z=36T OD:133/H:11.6/G:262
 23036 008.7 全高:10 N.W.:195G	1/2 SYNCHRONIZER RING	XL 4BC2 TLD-56 5T88	8941287760	Z=36T OD:98.7/H:10/G:105
 23036 008.2 全高:9 N.W.:84G	4/5 SYNCHRONIZER RING	NPR 4BC2 TLD-56 4HF1 4BE1 4HG1 4HE1 NKR 5T97	8941287752	Z=36T OD:83.2/H:9.9/G:84
 24545 019.5 全高:10 N.W.:179G	SYNCHRONIZER RING	4BE1 4BD2 NPR 4HF1 4JH1	8970617520	Z=45T OD:119.5/H:10/G:179

	SYNCHRONIZER RING		1332651711	Z=36T OD:133/H:11.6/G:262
	SYNCHRONIZER RING	6HK1 RK175 MLD6W	1332652811	Z=36T OD:133/H:11.2/G:218
	SYNCHRONIZER RING	NPR 4BD1 4BD2 4BC1 4BC2 82/- 4HF1 4HG1 4HE1 4JG2	8970746191	Z=42T
	needle bearing	NHR		K25x33x24
	needle bearing	DMAX		K22X28X23
	KEY AND SPRING	MYY5T 1/R 2/3	8980321970 (SRPING) 8972529350 (BALL)	
	differential flange	NPR	OLD	17T
	differential flange	NPR	NEW	18T
	clutch fork		8970223220	

	clutch fork		8971873360	
	clutch fork		8970245300	
	clutch fork		8973656540	
	clutch fork		8970392660	
	clutch fork		8973656540	
	clutch fork		8943131690 8944608870 8970245280	
	clutch fork		尾巴孔不通的	
	clutch fork		陆风4X6 1602020FH	
	clutch fork		8970337010	







	clutch fork		8944344310 8971879360	L:290MM W:53MM
	clutch fork	4HL1/4HG1	8972553030	L:282MM W:61MM
	6TH FORK	MY6S		
	6TH FORK	MZW6P	8973889810	
	ALTERNATOR ADJUSTER BRAKET	NPR NQR 4HG1 4HF1	8971724150	
	ALTERNATOR ADJUSTER BRAKET	4HE1	8971640892	
	HOUSING	4BC2	8524110420	bearing size:35mm
	HOUSING	4BE1		bearing size:40mm
	HOUSING	4HF1		6307 bearing size:80mm



HOUSING

4HF1

63/32NR bearing size:75mm

	HOUSING	MY5T	8972370995 8972370990	
	HOUSING	4HK1	8972389303	
	HOUSING	6HK1	131111830	
	HOUSING	6HL1		
	HOUSING	4JB1		
	HOUSING	D-MAX TFR55	8970850530	
	ARM SUPPORT ASSEMBLY	D-MAX TFR 55 FOR DIESEL ENGINE		
	ARM SUPPORT ASSEMBLY	D-MAX TFR 55 FOR PETROL ENGINE	8972578241	
	FRONT COVER	D-MAX TFR55 FRONT COVER FOR DIESEL ENGINE	8971046760	
	FRONT COVER	D-MAX TFR55 FRONT COVER FOR PETROL ENGINE	8971046750	

MITSUBISHI

Picture	Type	Model	OEM NO	Size (the teeth number\length\high\diament er)
	MITSUBISHI main drive	4D32(韩国版)	ME603211	(D=35mm)Z1=39t, (H=21.1mm)Z2=29t, Z3=14t
	NEEDLE BEARING FOR INPUT SHAFT	4D32		K25X35X25
	MITSUBISHI main drive	4D34(韩国版) PS120	ME603224	(D=46mm)Z1=39t, (H=27.1mm)Z2=29t, Z3=14t
	MITSUBISHI main drive 23号	HYUNDAI 3.5TON MO15	ME601731 43220-45200	(D=35mm)Z1=39t, (H=27.1mm)Z2=29t, Z3=14t
	hyundai main drive 23号		ME601731 43220-45200	(D=35mm)Z1=39t, (H=27.1mm)Z2=29t, Z3=14t
	MITSUBISHI main drive		14号	(D=35mm)Z1=39t, (H=21mm)Z2=25t, Z3=14t
	MITSUBISHI main drive	4D30		Z1=39t, Z2=24t, Z3=10t
	MITSUBISHI main drive			Z1=33t, Z2=20t, Z3=10t
	MITSUBISHI main drive			22T-10T
	MITSUBISHI main drive	4DR5	ME580510	Z1=36t, Z2=26t, Z3=14t

	MITSUBISHI main drive			Z1=36t, Z2=22t, Z3=14t
	MITSUBISHI main drive	4D31 FE519 FE635 M025	ME606343	(D=35mm)Z1=39t, (H=25mm)Z2=29t, Z3=14t
	MITSUBISHI main drive	PS120 4D34 CANTER PS135 FE449	ME604094	(D=46mm)Z1=39t, Z2=29t, Z3=14t
	MITSUBISHI main drive	Canter PS110 4D33	ME514901	(D=46mm)Z1=42t, Z2=29t, Z3=14t
	MITSUBISHI main drive	FE 74/5 PS125	ME509577 ME535076 43220-5H010	Z1=14t, Z2=23t, Z3=63t(D=46mm)
	SYNCHRONIZER RING	M035 COATING FE-74/75	ME502617	Z=51T
	MITSUBISHI main drive	FUSO PS190 FM517 M035 FE659 125HP	ME606815	Z1=14t, Z2=23t, Z3=42t(D=37mm)
	MITSUBISHI main drive	CANTER FE638 MS06	ME606816	Z1=14t, Z2=23t, Z3=42t(D=37mm)
	MITSUBISHI main drive	M035S6 4D35 4D34 4M51 6S	ME606818	Z1=14t, Z2=22t, Z3=42t(D=37mm)

	MITSUBISHI main drive	4M50	ME508134	Z1=14t, Z2=23t(), Z3=63t(D=37mm)
	MITSUBISHI main drive	MO36S6 2K6 FUSO 4M50	ME528751	Z1=14t, Z2=25t, Z3=63t(D=46mm)
	MITSUBISHI main drive		ME519499	Z1=14t, Z2=25t, Z3=42t(D=40mm)
	MITSUBISHI main drive	4D34 FE659 CANTER M025 M035 BF-2K3 M035-5S	ME610832 43220-5H020 43220-T00050	Z1=14t, Z2=23t, Z3=42t (D=46mm)
	MITSUBISHI main drive	PS125 FE75P	ME536889	Z1=14t, Z2=23t, Z3=63t(D=46mm)
	INPUT SHAFT	M038S5	ME536699	63Tx24Tx14T
	MITSUBISHI main drive			Z1=39t, Z2=25t, Z3=10t
 <small>ME-600927 空連箱一軸 39T/24T/14T MAINE DRIVE 4D31 FUSO CANTER Fe111 '83/100PS 4D31</small>	MITSUBISHI maine drive	4D31 CANTER FE111 '83 / 100PS 4D31	ME600927 ME603208 43210-45000	Z1=39t, Z2=24t, Z3=14t
 <small>ME-740129 空連箱一軸 39T/29T/14T MAINE DRIVE 4D34 FUSO</small>	MITSUBISHI maine drive	4D34 PS120	ME603211	(D=35mm)Z1=39t, (H=21.1mm)Z2=29t, Z3=14t L=217.8mm

	MAIN DRIVE	L039 L200	MD725220	Z1=23t, Z2=17t, Z3=26t
	MAIN DRIVE	V31 L200 4x4 V32W DELICA-2400	MR111946	Z1=23t, Z2=19t, Z3=26t
	MAIN DRIVE	STRADA 2800 L200 4M40 K57 K77 K57T K77T	MR166690	Z1=23t, Z2=17t(THIN), Z3=24t
	MAIN DRIVE	L038	MD700013	Z1=23t, Z2=19t(THICK), Z3=24t
	MAIN DRIVE	6D14	ME636004	(D=57.6mm)Z1=42t, Z2=29t, Z3=14t L:313.5MM
	MAIN DRIVE	6D16	ME636001	(D=57.6mm)Z1=42t, Z2=29t, Z3=14t L:283.5MM
	MAIN DRIVE		ME642254	Z1=14t, Z2=30t, Z3=42t
	MAIN DRIVE		ME531773	Z1=14t, Z2=30t, Z3=42t 3.45KG
	MITSUBISHI maine drive	PS190 FM517	ME630166 ME626694 ME630167	Z1=14t, Z2=23t, Z3=42t L:308.4MM

	MAIN DRIVE	M070 EURO-3	ME636056	Z1=14t, Z2=31t, Z3=48t
	main drive		ME603244	Z1=14t, Z2=30t, Z3=39t
	main drive		ME604056	Z1=14t, Z2=31t, Z3=39t
	main drive		ME630155	Z1=14t, Z2=23t, Z3=42t L:257.5MM
	INPUT SHAFT		ME100975	Z1=14t, Z2=23t, Z3=42t
	MAIN DRIVE	mitsubishi fuso	ME678519	14T-24T-41T W-7.15KG
	COUNTER GEAR	mitsubishi fuso	ME516419	56T 3hole W-8.65KG
	CONE GEAR		ME630155	Z=42t
	CONE GEAR	mitsubishi	ME604480	Z1=48T,Z2=84T 内径: 83.01mm 外径: 148.77mm 厚度: 17.7mm 重量: 0.75kg

	CONE GEAR	FN527 M8 6D16T	ME670316	48T-18T 4HOLES
 ME-602931 ME-602975 变速箱二轴 20T/32T/32T/18T MAIN SHAFT 4D33 Ps120 Fe119	MITSUBISHI main shaft	4D33/4D34 PS120 FE119	ME602931 ME602975 ME601094 43231-45210	Z1=20t, Z2=32t, Z3=32t, Z4=18t, L: 436mm
 ME-601030 变速箱二轴 20T/32T/32T/18T MAIN SHAFT 4D31/4D32 Ps100 Fe111	MITSUBISHI main shaft	4D31/4D32 PS100 FE111 2.5T	ME601030 43231-45000	Z1=20t, Z2=32t, Z3=32t, Z4=18 (length=51mm) , L: 406mm
 ME-611734 变速箱二轴 20T/32T/40T/20T MAIN SHAFT 4D34/4D35(2) Fe859	MITSUBISHI main shaft	4D34/4D35 (2) FE659 M035	ME611734 ME605675 43231-T00040 43210-5H010	Z1=20t, Z2=32t, Z3=40t, Z4=20 ,L: 457.4mm
	MITSUBISHI main shaft	4D35 FE519 FE635 M035	ME606310 ME605675	Z1=20t, Z2=32t, Z3=40t, Z4=20 ,L: 549.15mm
	MITSUBISHI main shaft	6.5T M035-5S PS125 FE74P FE75P FE859 4D35 4D34T	ME610837	Z1=20t, Z2=32t, Z3=36t, Z4=20, L: 458mm
 ME-607804 变速箱二轴 20T/32T/36T/20T MAIN SHAFT 4D35(1)	MITSUBISHI main shaft	4D35(1) 加长	ME607804	Z1=20t, Z2=32t, Z3=36t, Z4=20, L: 458mm
	MITSUBISHI main shaft	4D36 M036 M035	ME607854	Z1=20t, Z2=32t, Z3=36t, Z4=20 ,L: 549.15mm
	MITSUBISHI main shaft	FUSO 859	ME502870	Z1=20t, Z2=32t, Z3=38t, Z4=20 ,L: 549.15mm

	MITSUBISHI main shaft	M036-5S	ME523001	Z1=20t, Z2=32t, Z3=38t, Z4=20, L: 457.7mm
 ME-610041 变速箱二轴 20T/32T/36T/20T MAIN SHAFT 4D35(1)	MITSUBISHI main shaft	4D35 (1)		Z1=20t, Z2=32t, Z3=36t, Z4=20, L: 449.6mm
	MITSUBISHI main shaft	4D34T/4D35(1) PS125 FE 74/5 M035	ME610041	Z1=20t, Z2=32t, Z3=36t, Z4=20, L: 458mm
	MITSUBISHI main shaft	PS125 FE74P FE75P	ME537253	Z1=20t, Z2=32t, Z3=36t, Z4=20, L: 458mm
 ZF00-090 变速箱二轴 20T/32T/36T/18T MAIN SHAFT 4D33(2)	MITSUBISHI main shaft	4D33(2)	ME605844	Z1=20t, Z2=32t, Z3=36t, Z4=18, L: 416mm
	main shaft	PS110	ME506914	Z1=20t, Z2=32t, Z3=36t, Z4=18, L: 422mm
	MITSUBISHI main shaft	4DR5 4M40	ME580449	Z1=20t, Z2=28t, Z3=28t, Z4=18, L: 406.4mm
	MITSUBISHI main shaft	4DR5		Z1=10t, Z2=18t, Z3=22t, Z4=16, L=566.5MM
	MITSUBISHI main shaft	4D56		Z1=30t, Z2=36t, Z3=30t, Z4=24, L=545MM

	MITSUBISHI counter gear	4DR7	ME581012	Z1=13t, Z2=13t, Z3=32t,Z4=19t,Z4=44t,Z5=40t L:306mm
	MITSUBISHI counter gear	CANTER 4M40 FB511 (Aluminum)-NEW	ME582022	Z1=13t, Z2=13t, Z3=32t,Z4=19t(stright),Z4=45t, Z5=40t L:306mm
	MITSUBISHI counter gear	4DR5		38t
	MITSUBISHI counter gear	4DR7		13T/29T/19T/40T/34T
	MITSUBISHI counter gear	V31 L200 GLS 4x4 K85 PA4W	MR305439	6t/13t/20t/26t/28t
	MITSUBISHI counter gear	TRITON 2.5t L200 KB7T 2.8L 4M40	MN107750	22t/13t/20t/26t/28t
	MITSUBISHI counter gear	PS100 FE111 PS120 M2-4	ME601344 ME600755 43410-T00020	Z1=15t, Z2=15t, Z3=36t,Z4=24t(stright),Z5=48t, Z6=43t L:306.4mm
	MITSUBISHI counter gear	4D34 PS120 FE447.449 M3 3.5T	ME603214 ME604096 43410-45211	Z1=15t, Z2=15t, Z3=35t,Z4=23t,Z5=48t,Z6=49t L:336.5mm
	MITSUBISHI counter gear	4D32 4D31 PS100 FE114 M2-2 2.5T	ME603213 43410-46000	Z1=15t, Z2=15t, Z3=36t,Z4=24t,Z5=48t,Z6=43t L:306.4mm
	MITSUBISHI counter gear	M2-8	ME603210	Z1=15t, Z2=15t, Z3=35t,Z4=23t,Z5=48t,Z6=49t L:306mm

	MITSUBISHI counter gear	12#	ME601358	Z1=15t, Z2=15t, Z3=35t,Z4=23t,Z5=48t,Z6=49t L:mm
	MITSUBISHI counter gear	4D32 13#		Z1=15t, Z2=15t, Z3=36t,Z4=24t,Z5=48t,Z6=42t L:mm
	MITSUBISHI counter gear		ME504431 ME533855 ME610808 43410-5H020	Z1=16t, Z2=16t, Z3=36t,Z4=24t,Z5=45t,Z6=44t
	MITSUBISHI counter gear	4DR5 NC	MB600875	Z1=22t, Z2=13t, Z3=23t,Z4=31t,Z5=38t L:343.2mm
	MITSUBISHI counter gear	1LINE	ME606689	Z1=20t, Z2=17t, Z3=16t,Z4=36t,Z5=24t,Z6=43t, Z7=51t L:442.3mm
	MITSUBISHI counter gear	4D36 OLINE	ME606278	Z1=20t, Z2=16t, Z3=16t,Z4=36t,Z5=24t,Z6=43t, Z7=51t L:442.3mm
	MITSUBISHI counter gear			Z1=20t, Z2=17t, Z3=16t,Z4=36t,Z5=24t,Z6=43t, Z7=51t L:442.3mm
	MITSUBISHI counter gear	M035-S6 FE85P	ME504538 ME512916	20T/16T/16T/30T/21T/38T/48T
	MITSUBISHI counter gear	M036-S6	ME523008	20T/16T/16T/24T/35T/51T/46T

	MITSUBISHI counter gear	4M50 FE85D	ME533094 ME527625	20T/16T/16T/21T/30T/38T/48T
	MITSUBISHI COUNTER GEAR	CANTER TURBO PS110	ME515100 ME604030	Z1=15t, Z2=15t, Z3=35t,Z4=23t,Z5=48t,Z6=49t L:302.6mm
	MITSUBISHI COUNTER GEAR	CANTER FE74/5 PS125	ME533855 ME606847 ME606848 ME608107 43410-T00050	Z1=16t, Z2=16t, Z3=36t,Z4=24t,Z5=45t,Z6=44t L:347.5MM
	MITSUBISHI COUNTER GEAR	CANTER FE74/5 PS125	ME530022 ME531099	Z1=16t, Z2=16t, Z3=36t,Z4=24t,Z5=45t,Z6=44t L:347.5MM
	MITSUBISHI COUNTER GEAR	M036-5S	ME523004	Z1=16t, Z2=16t, Z3=24t,Z4=35t,Z5=54t,Z6=46t L:MM 12.1KG
	COUNTER SHAFT	FUSO M5	ME628868	Z1=20t, Z2=13t, Z3=20t,Z4=28t L:439.2mm
	COUNTER SHAFT	FM516 6D16 FM517 6D14 PS120	ME640813 ME627588	Z1=20t, Z2=13t, Z3=20t,Z4=29t L:469.4mm
	COUNTER SHAFT	6D16T 6D17	ME637164	Z1=20t, Z2=13t, Z3=20t,Z4=29t
	COUNTER SHAFT	6D16	ME639944	13T-20T-29T 8.5KG

	COUNTER SHAFT	6D14	ME628863	13T-20T-28T
	COUNTER SHAFT	FN528 FN527 6D16T FM528	ME669437	14Tx25Tx14Tx18Tx12T
	COUNTER SHAFT	FN527 FN528 6D16T	ME655129	14Tx25Tx14Tx18Tx12T
	REVERSE GEAR	6D16T FN527	ME657475	29Tx25T
	REV IDLER GEAR	4D33 4D34 4D35	ME535208 ME514012	Z=35t
	MITSUBISHI gear	4DR5		Z1=28, Z2=39
	MITSUBISHI gear	4DR5		Z1=34, Z2=39
	MITSUBISHI gear	4DR5		Z1=37, Z2=36
	MITSUBISHI gear	4DR5		Z1=29, Z2=36
	MITSUBISHI 3RD GEAR	4D36 FE659 M035	ME604156 43260- 5H000/1029639	Z1=32, Z2=42
	REV GEAR	M036-6S	ME536017	45T-63T

	MITSUBISHI 1ST GEAR	PS125	ME534944	Z1=45, Z2=63
	MITSUBISHI 1ST GEAR	CANTER FE74/5 PS125	ME508822 ME502949	Z1=45, Z2=31
	MITSUBISHI 1ST GEAR	PS125 FE74P FE75P	ME530020	Z1=45, Z2=63
	MITSUBISHI 5TH GEAR	CANTER FE74 PS125	ME508143	Z1=63, Z2=17
	5TH GEAR	PS125 FE75P	ME536891	Z1=63, Z2=17
	NEEDLE BEARING;5TH GEAR	PS125 FE75P		K35X39X38ZW (两瓣)
	MITSUBISHI 2ND GEAR	PS125 FE75P	ME537249	Z1=38, Z2=63
	MITSUBISHI 2ND GEAR	CANTER FE74PS125	ME533337 ME509579	Z1=38, Z2=63
	3RD GEAR	PS125 FE75P NEW	ME537251	Z1=32, Z2=63

	3RD GEAR	PS125 FE74P OLD	ME509581	Z1=32, Z2=63
	REV GEAR	PS125 FE74P FE75P	ME534948 ME515176	Z1=45, Z2=63
	REV IDLER GEAR	CANTER FE74/5 PS125	ME607483	Z=35,ID:24MM H:29MM
	SHAFT FOR IDLER GEAR	PS100 PS20 HYUNDAI MIGHTY	ME601289	Ø24*115mm
	REV IDLER GEAR	CANTER 4D35 M035S6	ME607303	Z=35,ID:24MM H:33.8MM
	GEAR,M/T MAIN SHAFT SPEED METER DRIVE	PS125 FE74P	ME605813	Z=5t
	GEAR, SPEED METER DRIVEN	PS125 FE74P	ME605818 ME606608	Z=19t
	BUSHING,SPEED METER GEAR	PS125 FE74P	ME609523	
	REVERSE IDLER SHAFT	PS125 FE74	ME605427	Ø23.2/Ø24*141mm

	HYUNDAI REV GEAR Needle Bearing			
	MITSUBISHI REV GEAR	4D33 MO25	ME605850	Z=38 1.24kg
	REV IDLER GEAR	M036-5S 6S FUSO 839 859 EURO-4 FB83B	ME502828	40T 1.6kg
	REV GEAR	PS120 FE119 4D34 CANTER MIGHTY 2.5	ME605182 43290-45200	Z1=46t,Z2=42t
	REVERSE GEAR	PS120 4D34 CANTER FE449 FE119 PS100	ME601156	Z=36 H:49.7MM OD:115.7MM
	REV GEAR	PS100	ME600490	Z=36t H:43.8MM
	1ST GEAR	PS120	ME603226 ME605181	Z1=42T,Z2=46T
	2nd gear	PS120 4D34	ME603228	Z1=42T,Z2=39T
	3RD GEAR	4D32 FE71 PS110	ME603227	Z1=33T,Z=42T
	3RD GEAR	PS110 FE71/74	ME517392	42T-33T,W-0.85KG H31.3

	1ST GEAR	PS110 FE71/74	ME515174	Z1=42T, Z2=46T
	2ND GEAR	PS110 FE71/74	ME517391	Z1=42T, Z2=39T
	3RD GEAR	PS110/125 HDX NEW/FE71/73/84	ME608100	Z1=42T, Z2=33T
	5TH GEAR	PS110 FE71/74	ME509420	Z1=42T, Z2=21T
	REV GEAR	PS110 FE71/74	ME515172	Z1=42T, Z2=46T
	1ST GEAR	PS100 4D31	ME603232	Z1=42T, Z2=46T
	2ND GEAR	PS100 4D31	ME603233	Z1=42T, Z2=38T
	2nd gear	4DR5	ME600480	Z1=38T,Z=42T

	2nd gear	FE434 FE44	ME601147	Z1=39T,Z=42T
	4TH GEAR	FOR BUS	ME640805	Z1=28T,Z=42T
	GEAR	HYUNDAI STAREX CAR(PETROL)		Z1=52t, Z2=60t
	COUNTER 5TH GEAR	6D14	ME636660	Z=54t
	COUNTER 5TH GEAR	6D16	ME637987	Z=54t
	COUNTER 5TH GEAR		ME636911	Z=53t 2.615KG
	COUNTER 5TH GEAR	FUSO M5 6D14	ME631232	Z=42t OD:164MM 2.88KG
	COUNTER 5TH GEAR		ME631231	Z=41t

	COUNTER 5TH GEAR	FM-517 FM215 6D16 FM515 PS190 M6	ME631212	Z=43t 3.1KG
	COUNTER GEAR	FUSO	ME631763	Z=42t 2.35KG OD:160MM
	COUNTER GEAR		ME636035	60T
	CONE GEAR			Z=48t
	2ND GEAR	6D17 M5	ME622962	45T-42T 3.35kg
	3RD GEAR	FUSO 6D14 FM517 PS190	ME622576	Z1=36T,Z=42T
	3RD GEAR	FUSO	ME628486	Z1=37T,Z=42T 2.4kg
	5TH GEAR	M038S5	ME536703	21T-63T ID: 41.75mm, OD: 116.68mm, W: 0.65KG
	5TH GAER	M038S5	ME534661	52T ID: 41.76mm, OD: 132.26mm, W: 1.65KG

	COUNTER SHAFT	M038S5	ME534176	15T-15T-23T-35T-43 TW: 7.25KG
	GEAR TRANSFER	4D34 4X4	ME601750	34T-56T 6.4kg
	GEAR	CANTER FUSO M3S5 4D34	ME601752	42Tx45T
			ME601742	
	mitsubishi 5th GEAR	PS100 FE111 2.5 TON	PS100 FE111 ME600472 ME602794 43280-45001	Z1=20t, Z2=39t
	mitsubishi 5th GEAR	4D34 3.5TON	ME602798 ME603799 43280-45210	Z1=21t, Z2=39t
	mitsubishi 5th gear	4D33	ME608845 ME608879 ME609521 43280-5H010 43280-T00110	Z1=17t, Z2=42t
	mitsubishi 5th gear	4D33 4D34 4D35	ME650720	Z1=25t, Z2=42t
	5th gear	4D36		Z1=26t, Z2=42t
	mitsubishi 5th gear	4DR5		Z1=24t, Z2=36t
	mitsubishi 3rd gear	4DR5		Z1=29t, Z2=30t
	mitsubishi 3rd gear	4D32	ME603227 43270-33000	Z1=42T,Z2=33T

	MITSUBISHI 3rd gear	PS100/FE111 PS110	ME600767 ME603234 43260-45000	Z1=32t, Z2=42t
	MITSUBISHI 3rd gear	PS120 4D34	ME603229 43260-45200	Z1=33t, Z2=42t
	MITSUBISHI 5th gear	CANTER 4D34 PS120	ME608113	Z1=39T,Z2=21T 3LINE
	5TH GEAR	Mighty	43280-45200	Z1=39T,Z2=21T 3LINE
	5th gear	PAJERO V32 L200 4x4 GLS 4G54 K34T FM145 FM146	MB886613	Z1=18t, Z2=36t
	MITSUBISHI 4/5 synchronizer	4DR5		Z1=20t, Z2=36t
	MITSUBISHI 1/2 synchronizer	4DR5		Z1=28t, Z2=39t
	MITSUBISHI 4/5 synchronizer	M025 M035 PS125 4D32 4D34	ME600772 ME601090	Z1=39T,Z2=20T
	MITSUBISHI 4/5 hub	M025 M035 PS125 4D32 4D34	ME610822	Z1=39T,Z2=20T H:19.5MM
	SYN SLEEVE	6D17		42T
	MITSUBISHI 4/5 synchronizer sleeve	PS120 4D34	ME580512 43382-45000	Z=39t H:26MM OD:106.8MM

	1/2 synchronizer sleeve	PS100 FE111 PS120	ME601032 ME636063 ME607404 43361-45000	Z=42t H:26.5MM OD:123MM
	2/3 SYN SLEEVE	FE71 PS110	ME505439	Z=42t H:23.5MM OD:122.7MM
	2/3 SYN HUB	FE71 PS110	ME505438	Z1=32, Z2=42 H:22.9MM
	4/5 synchronizer sleeve	FE71	ME601037	Z=42t H:26.5MM OD:122.7MM
	4/5 HUB	FE71	ME505429	Z1=20t (OD:62MM), Z2=42t H:19.5MM
	1ST/REV HUB	PS125 FE75P	ME513292 (跟旧款一样)	Z1=36, Z2=63
	1ST/REV SLEEVE	PS125 FE75P	ME533307	Z=63t H:25.5MM
	2ND/3RD HUB	PS125 FE75P	ME537255	Z1=32, Z2=63
	2ND/3RD SLEEVE	PS125 FE75P	ME535671 (跟 ME538306 通用)	Z=63t 1line H:21.6MM

	4TH/5TH HUB	PS125 FE75P	ME536893	Z1=20, Z2=63 H:19.8mm
	4TH/5TH SLEEVE	PS125 FE75P	ME538306 (跟ME535671通用)	Z=63t H:21.6MM
	1ST/REV HUB	PS125 FE74P	ME610820 (跟新款一样)	Z1=36, Z2=63
	1ST/REV SLEEVE	PS125 FE74P	ME610893 (跟ME502005通用)	Z=63t H:24.5MM
	2ND/3RD HUB	PS125 FE74P	ME610826	Z1=32, Z2=63
	2ND/3RD SLEEVE	PS125 FE74P	ME504429	Z=63t
	4/5 synchronizer HUB	PS125 M035	ME502008	Z1=20t, Z2=57t(63T-6T) H:22.7MM
	4TH/5TH SLEEVE	PS125 FE74P	ME502005 (跟ME610893通用)	Z=63t :24.5MM
	MITSUBISHI synchronizer HUB	4D36	ME605413	Z1=20t, Z2=42t

	MITSUBISHI 4/5 synchronizer HUB	4D32 4D33 TURBO PS110	ME608847 ME610830	Z1=20t, Z2=42t
	MITSUBISHI HUB		ME600081-1-1	Z1=32t, Z2=42t (71.4mm) H:24.1MM
	MITSUBISHI HUB		ME600081-1-2	Z1=32t, Z2=42t (68mm) H:24.1MM
	MITSUBISHI HUB		ME600081-2 ME637999	Z1=20t, Z2=42t
	MITSUBISHI HUB		ME600081-3 ME610830 43376-5H010	Z1=20t, Z2=42t H:24MM
	MITSUBISHI HUB	hd65/hd72 fe516 fe536	ME600081-4 QD43374- T00280 43374- 45020 ME604298	Z1=32t, Z2=36t
	MITSUBISHI 1/2 synchronizer HUB	PS100 FE111 PS120	ME600081 ME600194	Z1=32t, Z2=42t
	MITSUBISHI HUB	4DR5	MB44185-401/2 MB44185-501/2	Z1=33t, Z2=10t
	MITSUBISHI 3/4 synchronizer hub	4DR5		D=89.2mm Z1=39t Z2=20t

	MITSUBISHI 1/2 synchronizer hub	PS100 FE111	ME600081 ME600194 43374-45000	Z1=42t, Z2=32t
	MITSUBISHI 3/4 synchronizer hub	4D31A,4D30,PS100 CANTER	ME600083 ME515660 43376-45000	Z1=39t Z2=20t O.D=89.2 H=23.1mm
	3/4 synchronizer hub	4DR5		Z1=36t, Z2=20t
	DRIVEN GEAR;METER	PS100 PS120	ME605156	Z=18t
	DRIVEN GEAR;METER	PS100 PS120	ME605101	
	MAIN DRIVE	COLT T120	MD701505	10T-18T-36T
	MAIN SHAFT	COLT T120	MD701507	21T-8T-30T-30T
	COUNTER SHAFT	COLT T120	MD701525	15T-21T-26T-35T
	3-4 SLEEVE AND HUB	COLT T120	MD700939	36T-30T

	1-2 SLEEVE AND HUB	COLT T120	MD700938	36T-30T
	GEAR REV IDLER	T120	MD701693	Z1=15t, Z2=15t
	GEAR REV IDLER	T120	MD701462	Z1=34t, Z2=8t
	DRIVEN GEAR;METER	T120	MD701787(SLEEVE) MD701659 (GEAR)	Z=17t
	DRIVEN GEAR;METER	T120	MD701515	
	Speed Sensor	Canter 4D34	MR750084 MK421137	
	MITSUBISHI REV GEAR	TRITON 2.5t 2.8 L200 KB7T 4M40	2532A002	Z1=34T,Z2=36T, 0.6KG
	MITSUBISHI REV GEAR	TRITON 2.5t 2.8 L200 KB7T 4M40	MD715770	Z1=17T, 0.25KG,
	COUNTER SHAFT REV GEAR	TRITON 2.5t 2.8 L200 KB7T 4M40	MN107752	Z1=14T,Z2=22T 0.15KG

	5-REV SYN SET	TRITON 2.5t 2.8 L200 KB7T 4M40	MR534317	Z1=30T(36-6),Z2=33T, 0.45KG
	3RD GEAR	TRITON 2.5t 2.8 L200 KB7T 4M40	MN107741	Z1=24T,Z2=36T, 0.55KG
	5TH GEAR	TRITON 2.5t 2.8 L200 KB7T 4M40	MR534426	Z1=25T,Z2=36T, 0.4KG
	IDLER 5TH GEAR	TRITON 2.5t 2.8 L200 KB7T 4M40	MN107751	Z1=43T,Z2=22T, 0.65KG
	MITSUBISHI INPUT SHAFT	TRITON 2.5t 2.8 L200 KB7T 4M40	MN110474	Z1=22T,Z2=19T,Z3=23T 1.1KG
	SYN RING FOR REVER GEAR	TRITON 2.5t 2.8 L200 KB7T 4M40	MD730953	Z1=30
	1ST GEAR	TRITON 2.8	2528A019	42T-35T
	2ND GEAR	L200 PAJERO KA5T 2400/2WD 4G64	MR350845	42T-39T
	1ST GEAR	L300 L200		35T-42T 1.1kg

	5TH GAER	L300 L200		24T-36T 0.35kg
	IDLER GEAR	PS125T	ME015113	63T,3holes
	CAMSHAFT GEAR	PS125T	ME012764	62T,8holes
	IDLER GEAR SHAFT	PS125T	ME015106	
	IDLER GEAR WASHER	PS125T	ME014385	
	GEAR BALANCE LH		ME202201	14T
	GEAR BALANCE RH		ME202202	14T
	IDLE GEAR	PS100	ME013252	Z=47t
	IDLE GEAR	PS120	ME012730	Z=47t

	CAM SHAFT GEAR	PS100 PS120	ME012732	Z=46t
	CRANK SHAFT GEAR			Z=20t
	CRANK SHAFT GEAR	PS100 PS120 4D30 4D31 4D32 4D33 4D34	ME012729	Z=23t
	CRANK SHAFT GEAR	4D34T	ME017115	Z=31t
	GEAR INJECTION PUMP	PS125 4D34T	ME736904	Z=62t
	GEAR INJECTION PUMP housing	FE 74/5 PS125	ME743445	
<p>NB泵中壳</p> 	INJECTION PUMP housing	FE 74/5 PS125		
	MAINFOLD EXHAUST	FE74	ME226981 ME212092	
	CHAIN DRIVE GEAR	L200 K74T 4M40 K54T V32W V31W 4G54 K77T	MD738500	Z1=36,Z2=28

	INPUT SHAFT	L200 K74T 4D56	MD731636	Z1=36,Z2=16,Z3=24(SPLING)
	GEAR SPROCKET	L200	MR263693	28T-51T
	GEAR SPROCKET	TRITON	MR263609	30T-51T
	GEAR SPROCKET	L200CR	3220A007	30T-51T
	SHAFT TRANSFER	TRITON	MR222565	28T-24T
	SHAFT TRANSFER	L200	MR222659	30T-26T
	SHAFT TRANSFER	L200 CR	3217A022	30T-26T
	LOW GEAR	TRITON L200 K74T 4D56 K54T	MD731638	Z1=22t, Z2=36t
	IDLER GEAR	TRITON L200 K74T 4D56 K54T	MD731637	Z1=15t, Z2=21t


	IDLER GEAR SLEEVE	TRITON L200 K74T 4D56 K54T	M504-17-304	37mm*29.5mm*23mm
	IDLER GEAR SHAFT	TRITON L200 K74T 4D56 K54T	MD704113	135mm*22mm
	IDLER GEAR BEARING	TRITON L200 K74T 4D56 K54T		k29.8X23X23.6
	reverse gear	L039 L200	MD703771	Z=17t
	HUB T/F 2WD/4WD	K74T K57T K77T L200	MR263691	Z1=45T,Z2=36T
	HUB M/T 1-2	4M40 TRITON	ME515659	Z1=33T,Z2=28T
	HUB M/T 3-4	4M40 TRITON	ME515819	Z1=36T,Z2=20T
	SLEEVE T/F	K74T KB7T L200 4D56	MR528884	Z=36T

	HUB T/F 2WD/4WD	L200 K74T 4D56 K34T	MD704115	Z1=36T,Z2=36T
	SLEEVE	VIGO 3000 L200 4D56 KB4T 4WD	2535A028	Z=31T
	HUB&SLEEVE M/T	TRITON 2.5t DELICA 2000 KB7T L200	MR534317	Z1=36T,Z2=30T
	SLEEVE T/F 2WD	K74T L200	MR263692	Z=51T
	SLEEVE 3/4	TRITON 2.5t COMMONRAIL L200 KB4T:DI-D 4D56 2.5L 4WD	2526A069	Z=33T
	SLEEVE 5TH	L200	MR276160	Z=30T
	SYNCHRONIZER	4G63	MD747639	30Tx24T
	counter shaft	hyunday H100		Z1=6,Z2=14,Z3=23,Z4=33,Z5=35
	main drive	hyunday H100		Z1=23,Z2=24,Z3=24

	5th gear	hyunday H100	43240-4A112/111	Z1=39,Z2=24
	5th gear	hyunday H100	432304-4D000	Z1=6,Z2=43
	MAIN DRIVE	COLT L300 L039 4D56	MR165057	Z1=23t, Z2=17t, Z3=26t
	COUNTER SHAFT	COLT L300 L039 4D56	MR263573	Z1=29t, Z2=26t, Z3=21t,Z4=13t,Z5=6t
	MAIN SHAFT	COLT L300 L039 4D56	MD723076 MD723141	Z1=30t, Z2=36t, Z3=30t,Z4=24t
	MAIN SHAFT	L200 TRITON STRADA	MN110501	24T-30T-36T-30T
	1ST GEAR	COLT L300 L039 4D56	MR110053	Z1=33T,Z2=42T
	2ND GEAR	COLT L300 L039 4D56	MR305375	Z1=29T,Z2=42T

	3RD GEAR	COLT L300 L039 4D56	MR305379	Z1=23T,Z2=36T
	5TH GEAR	COLT L300 L039 4D56	MD734015	Z1=16T,Z2=36T
	5TH GEAR	COLT L300 L039 4D56	MD710040	Z1=33T,Z2=6T
	REV IDLER GEAR	COLT L300 L039 4D56	MD715770	17T,W-0.65KG
	REV GEAR	COLT L300 L039 4D56	MD724922 MD737052 MR528653	34T-36T,W-0.65KG
	COUNTER SHAFT REV GEAR	COLT L300 L039 4D56	MD715769	14T-6T,W-0.15KG
	1/2 SYN SLEEVE	COLT L300 L039 4D56	MD718407	Z=36T
	1/2 SYN HUB	COLT L300 L039 4D56	MR276157	Z1=42T,Z2=36T
	3/4 SYN HUB	COLT L300 L039 4D56	MR276159	Z1=36T,Z2=30T

	3/4 SYN SLEEVE	COLT L300 L039 4D56	MD719734	Z=36T
	5/R SYN HUB	COLT L300 L039 4D56	MR276160	Z1=30T,Z2=36T
	5/R SYN SLEEVE	COLT L300 L039 4D56	MD723750	Z=36T
	PTO GEAR	DUMP TRUCK PS100		13T-13T 0.16kg
	PTO GEAR	DUMP TRUCK PS125		14T-12T 0.17kg
	PTO GEAR	DUMP TRUCK PS120		14T-13T 0.2kg
	PTO GEAR	PTO GEAR (SHORT)		13T-15T 0.23kg
	PTO GEAR	DUMP TRUCK(HIGH)		13T-15T 0.27kg

	PTO GEAR	DUMP TRUCK PS100		13T-14T 0.24kg
	GEAR	L200 4N15	2528A647	57T-30T
	SYNCHRONIZER	L200 4N15	32605W020P 2551A431	37T-51T(57-6)
	GEAR	L200 4N15	32340-4KV0A	25T-54T
	clutch fork		ME012014 (跟ME600700 通用)	
	clutch fork	4D30/31/32	ME600700 MB602727	
	clutch fork		ME610108	
	clutch fork		ME610106 ME607364	
	clutch fork		MD703275	

	clutch fork		MR980830 L200 KA4T	
	clutch fork	H1 TQ	41430-22652 YCH-07	
	SYNCHRONIZER SLEEVE	6D14	ME627387 ME621341	OD:169MM/ID:103MM/H:48M M/G:2169 Z=42t
	SYNCHRONIZER SLEEVE	FM415 FM515 FM516 FM517 FM215 6D15 6D16 FN527 FUSO	ME663622 ME663621 (STEEL)	OD:195MM/ID:120MM/H:66M M/G:3619 Z=40t
	SYNCHRONIZER SLEEVE	FM415 FM515 FM516 FM517 FM215 6D15 6D16 T850 FN527 6D22 M8	ME663621	OD:195MM/ID:120MM/H:66M M/G:3772 Z=40t
	SYNCHRONIZER RING		ME601297	
	2/3 SYNCHRONIZER RING SET	M025 M035 M036 FE- 74/75 PS125/PS135 NEW CANTER FUSO	ME509502	Z=51T
	synchronizer ring	PS-135 FE515/519/535/539/6 49 4D32 4D34 M025 CANTER	ME603242	Z=42T
	SYNCHRONIZER RING SET	KFD20 KF6B 6D17 4D34 M035	ME606306	Z=42T

	SYNCHRONIZER RING		MD745893	Z=30T OD:68.9/H:8.4/G:49
	SYNCHRONIZER RING	COLT T120 L300	MD701465	Z=36T OD:77.7/H:8.5/G:52
	SYNCHRONIZER RING		MD724170	Z=36T OD:77.7/H:8.5/G:52
	SYNCHRONIZER RING		MD835281	Z=36T OD:77.7/H:8.5/G:52
	SYNCHRONIZER RING		MR111596	Z=36T OD:77.7/H:8.5/G:52
	SYNCHRONIZER RING	L200 KB7T 4x4 K77 K57 K71 K34T	MR111956	Z=36T OD:77.7/H:8.5/G:52
	SYNCHRONIZER RING SET		QH1701325H810 A	Z=36T
	SYNCHRONIZER RING		ME511691	Z=39T OD:88.9/H:10.4/G:72
	SYNCHRONIZER RING		ME582897	Z=39T OD:88.9/H:10.4/G:73
	SYNCHRONIZER RING SET		ME511693	Z=39T OD:89/H:11.1/G:
	SYNCHRONIZER RING	CANTER 3.5 FB511 4D32 M015	ME580776	Z=39T OD:89/H:10/G:100
	SYNCHRONIZER RING SET		ME581053	Z=39T OD:89/H:11.1/G:

	SYNCHRONIZER RING	CANTER FE111 3RD&4TH	ME600803	Z=39T OD:89/H:10/G:100
	SYNCHRONIZER RING	4G54 4D55 DODGE L200	MD717527	Z=42T OD:90.4/H:9.2/G:96
	SYNCHRONIZER RING	L-038P	MR196829	Z=42T OD:90.4/H:9.2/G:98
	SYNCHRONIZER RING	DODGE 711 L200	MR196830	Z=42T OD:90.4/H:9.2/G:98
	SYNCHRONIZER RING		MR470110	Z=42T OD:90.4/H:9.9/G:108
	SYNCHRONIZER RING	DODGE 711 L200	MD717528	Z=42T OD:90.4/H:9.2/G:102
	SYNCHRONIZER RING SET		ME511859	OD:105/H:13.1/G:
	2/3 SYNCHRONIZER RING SET	M036-6S PS110 PS125 FE859	ME511952	OD:105/H:13.1/G:
	SYNCHRONIZER RING SET	4D34T FE537 M035 4D35	ME607402	Z=42T OD:105.1/H:11.5/G:

	SYNCHRONIZER RING SET	FE659 4D56 4D33	ME610458	Z=42T OD:105.2/H:11.5/G:
	SYNCHRONIZER RING SET		ME636074	Z=42T OD:105.2/H:11.5/G:
	SYNCHRONIZER RING SET	KFD20 KF6B 6D17 4D34 M035	ME606306	Z=42T OD:105.3/H:11.5/G:
	SYNCHRONIZER RING SET		ME606309	Z=42T OD:105.3/H:11.5/G:
	SYNCHRONIZER RING		MD600101	Z=42T OD:105.3/H:9.9/G:113
	SYNCHRONIZER RING	CANTER FE111 1ST&2ND	ME600629	Z=42T OD:105.5/H:9.9/G:113
	SYNCHRONIZER RING	CANTER FE111 1ST&2ND	ME600629-NEW	Z=42T OD:105.5/H:9.9/G:117
	SYNCHRONIZER RING		ME600840	Z=42T OD:105.5/H:9.9/G:113
	SYNCHRONIZER RING		ME601125	Z=42T OD:105.5/H:9.9/G:113
 ME601845	synchronizer ring	FE-111/ FM516	ME601845	Z=42T OD:105.5/H:9.9/G:113

	SYNCHRONIZER RING	COATING M025 FE71 FE73 FE839	ME515166	Z=42T OD:105.6/H:10/G:112
	SYNCHRONIZER RING		ME603442	Z=42T OD:105.6/H:10/G:118
	SYNCHRONIZER RING SET	L200 KB9T TRITON	MB837047	Z=45T OD:109.6/H:12.6/G:
	4/5 SYNCHRONIZER RING	FB859 FE80 CANTER FUSO M036 M035 4M50 M026 4M42 4D34T	ME502240	Z=51T OD:111.5/H:10.5/G:126
	SYNCHRONIZER RING		ME535995	Z=51T OD:111.5/H:10.5/G:135
	SYNCHRONIZER RING		ME502486	Z=51T OD:111.5/H:10.5/G:131
	SYNCHRONIZER RING SET	FUSO	ME503077	Z=30T OD:147.8/H:12.3/G:
	SYNCHRONIZER RING SET	FUSO	ME635543	Z=30T OD:147.8/H:12.3/G:
	SYNCHRONIZER RING SET	FUSO	ME636673	Z=30T OD:147.8/H:12.3/G:

	SYNCHRONIZER RING SET	FUSO	ME514690 QW433606A340	Z=30T OD:147.8/H:12.3/G:
	SYNCHRONIZER RING SET	FUSO	ME503075	Z=60T OD:180.6/H:13/G:
	4/5 SYNCHRONIZER RING	MLD 6HE1 M10 M12-4 FN527 FV320	ME661457	Z=30T OD:147.5/H:11.5/G:217
	SYNCHRONIZER RING	FUSO M12 6D16 FN527 FV290	ME670317	Z=30T OD:147.5/H:11.3/G:213
	synchronizer ring set	hyundai hd27/mitsubishi fuso 6d22	ME668745 ME503075	
	SYNCHRONIZER RING		ME535993	Z=51T OD:111.5/H:/G:135
	SYNCHRONIZER RING		ME535995	Z=51T OD:111.5/H:10.5/G:135
	1/2 SYNCHRONIZER RING SET	M025 M035 M036 FE-74/75 PS125/PS135 NEW CANTER FUSO	ME509502	Z=51T OD:111.6/H:11.5/G:

	SYNCHRONIZER RING SET	PS125 FE75P	ME535673	Z=51T OD:111.6/H:10.2/G:
	SYNCHRONIZER RING SET	TRK 8DC90A 15T FN527 M10-2	ME657494 44521-56500	Z=30T OD:147.8/H:11.5/G:220
	SYNCHRONIZER RING	1ST HUYUNDAI COUNTRY	43389-P04010	Z=39T OD:113/H:10/G:132
	SYNCHRONIZER RING SET	ASS-2ND&3RD	43360-T00240	Z=42T OD:109.4/H:11.4/G:
	SYNCHRONIZER RING SET		43360-T00260	
	SYNCHRONIZER RING	CANTER 4DR5 T-210	44011-24073	Z=36T OD:94.5/H:13/G:128
	SYNCHRONIZER RING	H100/L200 4X2	43374-33001	Z=42T OD:90.5/H:9.2/G:102
	SYNCHRONIZER RING	4G54 4D55 MD717528	43374-45000	Z=42T OD:90.4/H:9.1/G:98
	SYNCHRONIZER RING	H100/L200 4X2	43373-33003	Z=42T OD:90.4/H:9.2/G:96

	SYNCHRONIZER RING	ME601295	43383-45000	Z=39T OD:89/H:10/G:100
	SYNCHRONIZER RING	H100/L200 4X2	43384-4B000	Z=36T OD:77.7/H:8.5/G:54
	SYNCHRONIZER RING	H100/L200 4X2	43374-11011	Z=36T OD:77.7/H:8.5/G:54
	SYNCHRONIZER RING	COLT T-120	43374-11000	Z=36T OD:77.7/H:8.5/G:54
	SYNCHRONIZER RING	CANTER 4DR5 T-210	44011-26503	Z=33T OD:70.8/H:11.4/G:62
	SYNCHRONIZER RING	CANTER 4DR5 T-210	44011-26501	Z=33T OD:70.8/H:11.4/G:62
	KEY	4D34	ME600129 43384-45000	L:18.9*W:5.5*H:6.3
	KEY		ME607405	L:23.1*W:7*H:6.5
	SPRING		ME600632 43386-45000	

	SPRING		ME636076	
	KEY AND SPRING	CANTER 4D34T PS125 PS136	ME609781 ME610061	L:14.4*W:7.9*H:9.05
	KEY AND SPRING	4D34	ME601318 ME601090 ME601092	
	NEEDLE		ME610841	L=15.5MM,H=6.4MM
	ROD,FREEWHEEL CLUTCH ACTUATOR SHIFT	L200 TRITON 2.8	MN168950	
	washer	PS125	ME506246	H3.5MM X OD65.5MM X ID48.3MM
	NEEDLE BEARING		MH044080	25VI4625 25X46X25
	NEEDLE BEARING	HYUNDAI 2.5TON	MH044070	55X60X31
	NEEDLE BEARING		MH044089	36.5X38.5X37.5 两瓣



3RD GEAR NEEDLE BEARING

CANTER FE649

43265-5H000

55X60X35

NEEDLE BEARING

HYUNDAI

35X39X38

NEEDLE BEARING

HYUNDAI

48X54X27

NEEDLE BEARING

CANTER

48X52X23

NEEDLE BEARING

HYUNDAI

48*53*29.5

NEEDLE BEARING

HYUNDAI

ME601133

55*60*36.5

NEEDLE BEARING

HYUNDAI

55*60*24

NEEDLE BEARING

HYUNDAI





44.5*50.5*35.5

NEEDLE BEARING

HYUNDAI

54*61*35.5

	NEEDLE BEARING	HYUNDAI		54*61*41
	NEEDLE BEARING	HYUNDAI		49*56*45
	NEEDLE BEARING	HYUNDAI		K25X35X29.5
	PLATE THRUS	CANTER FUSO FE85		OD:45.6MM*ID:24MM*H3.2MM
	FLYWHEEL HOUSING	MO35 PS125		
	MIDDLE HOUSING	MO35 PS125		
PS125 035 M1000离合器上壳体 (本气/黄彩) 	COVER	MO35 PS125		
	REAR COVER ;GEARBOX	PS120		
	SHIFT PANEL	PS125 M035	ME518326	22T

	SHAFT FOR SHIFT PANEL	PS125 PS136	ME604048	22T-22T
	FLYWHEEL HOUSING	M03S5 4D32		4 HOLES
	FLYWHEEL HOUSING	M03S5 4D32		6 HOLES
	DIFFERENTIAL GEAR SET	PS120	MC835982 MC825365	18T
	side gear	M3 FUSO FN527	MK350826	16Tx18T
	pinion gear	M3 FUSO FN527 FV513	MK350825	11T
	spider	6D15 FV313/413/415/418/419/515/519 FR51 FM515/516 FM527 6D22 T850 8DC9	MC804837	35MMx211L
	SPIDER	FV413 FV415 FV515 8DC9 8DC82 8DC93 320 6D16T 6D22T FN527/627	MC803543	26MMx168L
	side gear	8DC82 8DC320 8DC9 FV515 FV415 FV413 FN527 FUSO	MC803629	SHORT 16Tx22T

	SIDE GEAR	8DC82 320 8DC9 FV413 FV415 FN527 FN528 FUSO	12820-04500	LONG 16Tx32T
	pinion gear	8DC82 320 8DC9 FV413 FV415 FN527/627 FUSO FV515 8DC32	12820-04100	11T
	ALTERNATOR ADJUSTER BRAKET	4D55 4D56	MD327591	
	CRANK SHAFT PULLEY		MD309036	
	CRANK SHAFT PULLEY	6G72/74 24V MONTERO V25/45W 94/ON 3.5L NATIVA SIGMA F16A K96 V6 93-	MD184894 23120-35701	24Tx21T
	CRANK SHAFT PULLEY	LANCER 2001 05	MR994798	23T
	CRANK SHAFT PULLEY	V13V MONTERO	MD100568	20T
	OIL PUMP GEAR	L300 L038P 4D55 4D56 L200 K64/74 97/ON DELICA2.5 HYUNDAI D4BF	MD099211 23151-42000	46T
	CAM SHAFT PULLEY	4D56 L200 L300 K54T K64T K74T 97/ON K34T	MD164835	38T

	CRANK SHAFT PULLEY	4D55 4D56	MD050148	24T
	CRANK SHAFT PULLEY	4D56 4D55 L200 DELICA 2.5 K54T K64T K74T 97/ON L300	MD164831	24T
	CRANK SHAFT PULLEY	4D56 L300 L200 4D56T K54T K64T K74T 97/ON	MD199039 23353-42500	19T
	CRANK SHAFT PULLEY	4D55 4D56 L300	MD050179	16T
	CRANK SHAFT PULLEY	ANCER 97/00 1500 MIRAGE 1.5L 97 4G15/18 CS3A SC1A/2A/3A	MD356723	23T
	CRANK SHAFT PULLEY	MIRAGE 1.5L 91-96 LANCER CB2A/CB1A CB1-2 G13/15 4G13/15 12V 8V	MD149625	20T
	CRANK SHAFT PULLEY	L200 07-09	1130A066	24Tx56T
	CRANK SHAFT PULLEY	GALANT 94-03 L300/P13/N84W/MX V31 N34 97	MD326852	24T
	CAM SHAFT PULLEY	HYUNDAI	24211-42210	48T

TOYOTA

Picture	Type	Model	OEM NO	Size (the teeth number\length\high\diameter)
	5th gear	TOYOTA HIACE MTX	33318-35030	Z1=15t, Z2=32t
	PIECE GEAR SPLINE	VIGO 3000 HILUX HIACE LAND CRUISER FORTUNER R451	33318-60030	37Tx24T
	REV IDLER GEAR	3L HILUX	33402-35050	29T
	toyota 5th gear	CAMERY	33336-42030	Z1=33T.Z2=39T 2line
	toyota 5th gear	CAMERY	33336-33020	Z1=33T.Z2=41T
	toyota 5th gear	AVENISIS COROLLA	33336-20090	33T-42T
	toyota 5th gear	AVENISIS RAV4	33336-42040	33T-40T
	toyota synchronizer	CAMERY	33395-42012	Z=33T

	toyota synchronizer	CAMERY	33395-33010	Z=33T
	WASHER		33348-35010	H:6MM/OD:56MM/ID:35MM
	toyota oil pump gear	CAMERY	13519-54020	Z=32T
	INPUT SHAFT	DYNA 3Y BU30 RINO BY42	33311-36062	21T-21T-39T
	INPUT SHAFT		JJL-493-1	Z1=33T,Z2=29T,Z3=24T
	INPUT SHAFT	HIACE 3L	33301-26040 33301-26030 33301-35071	33T-28T-21T
	INPUT SHAFT	JINGBEI 4Y	JJL-4Y-1	33T-28T-21T
	COUNTER SHAFT	JINGBEI 4Y		Z1=18T,Z2=12T,Z3=13T,Z4=18T,Z5=29T,Z6=44T
	INPUT SHAFT	HILUX LN106 2L 3L 2.8 2Y LAND CRUISER HIACE 2500	VIGO 33301-35080	33T-27T-21T

	INPUT SHAFT			30(33-3)T-29T-21T
	COUNTER SHAFT	HILUX 91-96 2.8 4x4 HIACE 2L 3L 22R 2Y 3Y 4Y LN146 LN85 LN10 HILUX 2L 3L 5L 2KDFTV	33421-71050 33421-35140 33421-26071	45T-31T-20T-13T-14T-18T
	COUNTER SHAFT	2L VIGO 2500	33421-0k030 33421-35170	45T-31T-20T-13T-14T-18T L:322.9MM
	COUNTER SHAFT	HIACE 2L 3L 3Y 4Y 1RZ 2RZ LH112	33421-81050 33421-26100 33521-26100	44T-29T-18T-13T-12T-18T
	COUNTER SHAFT	3L HILUX	33421-28040 33428-28040	44T-31T-21T-13T-14T-18T
	COUNTER SHAFT	hiace 5L	33421-0k040	44T/29T/18T/13T/12T/18T
	COUNTER SHAFT	2KD	33421-60170 33421-26110 33421-71010 33421-71011	43/32/21/13/11/24 L:362MM
	COUNTER SHAFT	A15-1		43/32/21/13/11

	COUNTER SHAFT			43T-30T-20T-13T-13T
	COUNTER SHAFT	hiace hilux pickup 83		44T-29T-18T-13T-12T-24T
	SHAFT	TOYOTA JK		Z1=14T,Z2=24T
	TOYOTA main shaft		33321-35140	Z1=30T,Z2=38T,Z3=30T,Z4=23T L=364MM
	MAIN SHAFT	DYNA 2L 1Y 2Y 2KDFTV HIACE 3Y 4Y 3L CARAVAN E-24	33321-26050	28Tx30Tx28Tx21T L=420MM
	MAIN SHAFT			24T-28T-28T-30T
	MAIN SHAFT	3L HILUX 4X4	33321-35111	28Tx30Tx28Tx21T L=380MM
	MAIN SHAFT		JJL-K24-1	Z1=28T,Z2=30T,Z3=28T,Z4=21T

	MAIN SHAFT		JJL-1B-1	Z1=39T,Z2=39T,Z3=37T,Z4=21T
	MAIN SHAFT	3L VIGO 3000 HIACE 2KD FTV 4X2	33321-35190	30t-38-30-23 L=514MM
	INPUT SHAFT	VIGO 3000 HILUX HIACE 2KD LAND CRUSIER 1HZ	33301-0K030 33301-37214 33301-26060 33301-60130 33301-60050	21T-29T-37T L:225MM
	INPUT SHAFT	VIGO 3000 HILUX HIACE 2KD	33301-35090	21T-29T-37T L:255MM
			33151-35020	
	1/2/R SYN REV GEAR SET	VIGO 3000 HIACE 2KD	33331-60040 33331-60HOO	内38T-36T-外37T
	1-2 SYNCHRONIZER	HIACE 3L	33361-35020	37T-33T-30T
	1-2 SYNCHRONIZER HUB	HIACE 3L	33361-35020	33T-30T

	1/2/R SYN REV GEAR HUB	VIGO 3000 HIACE 2KD	33361-71020	38T-36T
	1/2/R SYN REV GEAR SLEEVE	VIGO 3000 HIACE 2KD	33362-36021	36T-37T
	1/2/R SYN REV GEAR	VIGO 3000 HIACE 2KD R451 D4D	33361-71020	38T-36T-37T
	3/4 synchronizer	hiLUX 91-96 2.8 4x4 HIACE 2L 3L 22R 2Y 3Y 4Y LN146 LN85 LN10 HILUX 2L 3L 5L 2KDFTV	33364-26010	28t/33t-6t
	1ST GEAR	VIGO 2KD	33032-60111	Z1=36T,Z2=32T
	1ST GEAR	HIACE	33032-26020	38T (39-1)-33T
	1ST GEAR	HIACE	33032-26030	38T (39-1)-34T 2LINE
	2ND GEAR	2KD 2TR	33033-60050	Z1=35(36-1)T,Z2=33T

	2ND GEAR	2L 3L 5L	33033-35011	28T-37T
	2ND GEAR	2L 3L 5L	33033-0W030	30T-37T
	3RD GEAR	2KD 2TR	33034-60090 33034-60030	31T-38T
	IDLER GEAR;REV	2KD 2TR	33402-60030	Z=23T
	IDLER GEAR;REV	HIACE 3L 5L	33402-60040	Z=29T
	SLEEVE	2KD 2TR	33364-60070	Z=33T
	SLEEVE		33395-26020	27T
	5TH GEAR SUB-ASSY	MTX HILUX LN106 3L 2.8 1996-2000	33046-35072	48T-21T-46T

	5TH GAER	MTX HILUX LN106 3L 2.8 1996-2000	33046-35072	48T-21T-46T
	5th gear	HIACE HILUX LN200 5L 3.0 1996-2000 3L	33336-26010	Z1=21T,Z2=25T
		HILUX 1995 LAND CRUISER LN106 3L 2.8 1989-1994	33046-35062- 8mm 33046- 35062-10mm	48T-21T-47T
	5TH GEAR SUB-ASSY	HILUX 1995 LAND CRUISER LN106 3L 2.8 1989-1994	33046-35062	48T-21T-47T
	5th gear	HILUX 3L 2.8 4X4 LAND CRUISER 5L LN200 89-94	33336-28020	Z1=21T,Z2=24T
	5th gear	2KD	33336-35100	
	3rd gear	toyota hiace y hilux	33034-26060	28t/33t
	3RD GEAR	FOTON 4JB1	33034-27010	27t/33t

	TOYOTA 2ND GEAR	HIACE 12R	33332-35030	Z1=28T,Z2=33T
	TOYOTA REV GEAR 33Tx34T	HIACE 12R	33331-26010	Z1=33T,Z2=34T
	TOYOTA 3RD SPEED GEAR	HIACE RH20 12R	33333-26010	Z1=22T,Z2=33T
	TOYOTA 3&4 HUB 33Tx30T	HIACE RH20	33362-28010	Z1=33T.Z2=30T
	TOYOTA SLEEVE 33T	RH11 RH20 LH-11 KF HIACE 12R	33364-26010	Z=33T
	3/4 SYNCHRONIZER	HILUX VIGO 2KD	33362-60030	39/27-30/15 H:20MM,OD:83.9MM,ID:31MM
	3/4 SYNCHRONIZER	LAND CRUISER	33362-35030 33362-60030	39/27-15
	KEY AND SPRING	HILUX VIGO 2KD	90501-08212 (SPRING) 33365-35060 (KEY)	L:11.75*W:9.5*H:6.3
	3/4 SYNCHRONIZER hub	HILUX VIGO 2KD	33362-60031	

	3/4 SYNCHRONIZER sleeve	HILUX VIGO 2KD	33364-60070	
	HUB	TOYOTA REVO 6 HILUX	33362-0k040	Z1=39(45-6)t, Z2=24t
	SLEEVE	TOYOTA REVO 6 HILUX	33362-0k050	
	3-4 SYNCHRONIZER	TOYOTA REVO 6		
	1-2 SYNCHRONIZER	TOYOTA REVO 6		
	3-4 SYNCHRONIZER	TOYOTA REVO 6		
	5-R SYNCHRONIZER	TOYOTA REVO 6		
	3-4 FORK	3rd/4th fork	33220-26020 33230-0K010	

	3RD GEAR	HILUX HIACE 1GD 2GD	33034-0K160	38T-31T
	3RD GEAR	HILUX HIACE 1GD 2GD	33034-0K100	38T-31T
	GEAR,TRANSFER	LAND CRUISER	36203-60050	32T-30T
	GEAR,TRANSFER	LAND CRUISER	36203-60021	34T-30T 1.75KG
	TRANSFER INPUT	LAND CRUISER	36212-60081	32T/19T
	OUTPUT SHAFT	LAND CRUISER	36231-60021	32T/30T/19T
	TRANSFER IDLER	LAND CRUISER	36221-60090	24T/43T
	TRANSFER IDLER	LAND CRUISER 3F	36221-60080	26T-43T

	TRANSFER IDLER GEAR	LAND CRUISER 2F	36221-60031	41T-27T
	TRANSFER IDLER GEAR	FJ45 3F 4.5	36221-60040 36221-60041	45T-27T 4.95kg
	SHAFT TRANSFER IDLER	FJ40-75 FTL-752 81-84 LAND CRUISER 4F 5F 3B 22R	36225-60030	161X34 1.15kg
	SHAFT TRANSFER IDLER	LAND CRUISER	36225-60050	161X38 1.4kg
	3RD GEAR	LANDCRUISER 70 80 100 FZJ HDJ VDJ	33034-60070	38T-38T
	WASHER	LAND CRUISER	36222-60010 36222-60021	
	Needle bearing for SHAFT TRANSFER IDLER	LAND CRUISER		38VP5243
	INJECTION PUMP DRIVE GEAR	LAND CRUISER 1HDT 1HZ	13613-17010	Z=68T,Weight=1.05kg

	IDLER GEAR	LAND CRUISER 1HDT 1HZ	13525-17010	Z=83T
	IDLER GEAR SHAFT	LAND CRUISER 1HDT 1HZ	13581-17012	
	IDLER GEAR WASHER	LAND CRUISER 1HDT 1HZ	13572-17021	
	TIMING GEAR	HILUX HIACE 3.0L DIESEL 1KD FTV	13508-67011 13538-67900 13538-67900	Z=67t
	IDLER GEAR SHAFT	TOYOTA HILUX HIACE KNZ185	13581-67041	
	CRANKSHAFT GEAR	TOYOTA HILUX DIESEL TRUBO	13521-67020 13521-30020	40T
	IDLER GEAR	TOYOTA 1KD	19315-30010	32T
	IDLER GEAR	TOYOTA 1KD	13633-67010	20T



	IDLER GEAR	TOYOTA 1KD		30T
	IDLER GEAR	TOYOTA 1KD	13632-67010	20T
	IDLER GEAR	TOYOTA 1KD	13603-30020	80T
	SHAFT SUB-ASSY, IDLER GEAR	TOYOTA LAND CRUISER 14B COASTER	13504-58010 13504-56030	Weight:0.65kg
	IDLER GEAR	TOYOTA LAND CRUISER 14B COASTER	13508-56010	Z=51T Inside diameter:45mm, Outside diameter:110.56mm, Weight:0.9kg
	CRANKSHAFT PULLEY	HILUX 4WD LN145 2L 3L 2800cc 5L LN106 94-97	13521-54030	21T
	CRANKSHAFT GEAR	TOYOTA 2L	13519-54010 13519-54020	42T
	CRANKSHAFT GEAR	TOYOTA 3L	13519-54085	32T

	SHAFT,TRANSFER	LAND CRUISER	36211-60090	19T/21T
	GEAR SUB-ASSY	TOYOTA	36205-60010	Z1=19T,Z2=39T 大齿轮外径: 148.31MM 小齿轮外径: 94.04MM 5.90kg
	GEAR SUB-ASSY,T-F	TOYOTA	36203-60140	Z1=33T,Z2=45T 外径: 124.55MM 内径: 50.93MM 厚度: 39.91MM 2.55kg
	TRANSFER LOW SPEED OUTPUT	TOYOTA	36204-60071 36204-60070	Z1=30T,Z2=41T 外径: 172.40MM 内径: 40.07MM 厚度: 24.62MM 2.7kg
	HUB	TOYOTA	36237-60020	Z1=30T,Z2=32T 内径: 34.75MM 外径: 68.40MM 厚度: 37.44MM 0.35kg
	HUB,TRANSFER DRIVE	TOYOTA	36239-60010	Z1=33T,Z2=36T 外径: 71.24MM 内径: 41.10MM 厚度: 49.50MM 0.45kg
	HUB,TRANSFER ,CLUTCH	TOYOTA	36237-60050	Z1=42T,Z2=46T 外径: 103.81MM 内径: 44.73MM 厚度: 20.39MM 0.7kg
	RECEIVER, TRANSFER	TOYOTA	36119-60011	

	SLEEVE	TOYOTA	36235-60020	Z=30T 外径: 87.45MM 内径: 65.44MM 厚度: 19MM 0.25kg
	SLEEVE, FR DRIVE	TOYOTA	36236-60060	Z=33T 外径: 89.15MM 内径: 67.5MM 厚度: 25.09MM 0.3kg
	SLEEVE, TRANSFER	TOYOTA	36235-60040	Z=42T 外径: 125.77MM 内径: 99.75MM 厚度: 25.15MM 0.3kg
	SLEEVE, TRANSFER	TOYOTA	36236-60030	Z=30T 外径: 87.45MM 内径: 65.44MM 厚度: 19.57MM 0.25kg
	SHAFT	TOYOTA	36234-60031	Z1=19T,Z2=30T 长度: 64MM 1.15kg
	SHAFT	TOYOTA	36234-60040	Z1=19T,Z2=30T 长度: 64MM 1.15kg
	SHAFT SUB-ASSY	TOYOTA	36202-60020	Z1=32T,Z2=46T,Z3=19T 长度: 298MM 2.55kg
	GEAR TRANSFER IDLER	TOYOTA HILUX 4RUNNER	36223-35010	32T-20T

	OUTPUT SHAFT	LAND CRUISER BU30 FJ75	33321-60072	36T-30T-36T-19T
	SYN SLEEVE	COROLLA		30T-39T
	CONE GEAR	COROLLA		34T(36-2)-52T
	PINION SHAFT	LAND CRUISER	41342-55010	OD1;20.4MM L:139MM OD2:18,2MM
	synchronizer ring	SJ-410 ST-100 SUZUKI	24431-72143	Z=18T
	synchronizer ring	2L 3L BU30 DYNA 3Y 5F 18R HILUX2.8 4x4 LAND CRUISER	33368-20012	Z=39T
	synchronizer ring	4Y HILUX 2001-2004 VIGO 3000	33367-35080	Z=36T
	synchronizer ring SET	D4D HILUX HIACE 2KDFTV VIGO	33037-60040	Z=36T

	TOYOTA SYNCHRONIZER RING	HILUX KUN16/36 HIACE 2KD FTV	33368-35050	Z=30T
	TOYOTA SYNCHRONIZER RING	HIACE 2KD FTV	33368-35070	Z=32T
 33367-14010	TOYOTA SYNCHRONIZER RING	BU30 DYNA 3Y 5F YH50 2L 3L HILUX2.8 LAND CRUISER	33367-14010	Z=33T
 33368-23000-71	SYNCHRONIZER RING		33368-23000	
 33368-31960-71	SYNCHRONIZER RING		33368-31960	
 33368-12012	SYNCHRONIZER RING	KE-20/30	33368-12012	Z=30T
 33367-36030	SYNCHRONIZER RING	3T 3.5T 4T	33367-36030	Z=27T
 33368-32020	3/4 SYNCHRONIZER RING	COROLLA 88-92 HILUX	33368-32020	Z=24T
 33367-26021	SYNCHRONIZER RING	HIACE KF 5R CR004 3L HILUX	33367-26021	Z=33T

 33367-40011/2	SYNCHRONIZER RING	BU30 DYNA	33367-40011	Z=45T
 33368-35012	SYNCHRONIZER RING	LAND CRUISER HILUX	33368-35012	Z=33T
 33369-12012	SYNCHRONIZER RING	COROLLA KE-20/30	33369-12012	Z=27T
 33369-36010	SYNCHRONIZER RING	5SD25 4FD20/23/25 SAURUS HT/LT/ET COASTER DYNA BU101L 14B 05/1995 WO4D WU410	33369-36010	Z=42T
	clutch fork	HIACE	31204-35050	
	clutch fork		31204-20090 31204-35031	
	clutch fork		31204-12050	
	clutch fork		31204-20071	
	clutch fork		31233-60090	

	clutch fork	DYNA	31204-36110	
	clutch fork		31204-52010	
	clutch fork		31204-17010	
	FORK	3rd/4th fork	HIACE 4X2 2KD 2TR	
	FORK	3rd/4th fork	landcuriser vigo HILUX 4X4	
	FORK	1sr/2nd fork	2KD 2TR HIACE 4X2	HOLE UP
	FORK	1st/2nd fork	HILUX 4X4	HOLE DOWN
	3/4 FORK		COROLLLA C30 M4	
	FORK	5th/rev fork	HILUX 4X4	

	FORK	5th/revfork	HIACE 4X2	
	FORK	3rd/4th fork	3L	
	FORK SHAFT	1ST/2ND	HILUX 4X4	
	FORK SHAFT	3RD/4TH	HILUX 4X4	
	FORK SHAFT	5TH/R	HILUX 4X4	
	DIFFERENTIAL FLANGE	HILUX		27T
	housing	2TR		
	RETAINER OUTPUT SHAFT REAR BEARING (STEEL)	D4D 2KD	33151-35020	

	BEARING FOR INPUT SHAFT	2KD	1701114 62/30.6/P63	OD:59*ID:30.6*H:16.7
	BEARING FOR MAIN SHAFT	2KD	038-1701247	63/35YAX3-RS
	BEARING FOR MAIN SHAFT	2KD	038-1702061 1	6308YAX-RS
	CRANK SHAFT PULLEY	CAMRY 87/00 SV21 SXV10 4CLS RAV 4 3SFE 5SFE CELICA	13521-74040	33Tx24T
	CRANK SHAFT PULLEY	1MZ 3MZ	13521-20020	
	CRANK SHAFT PULLEY	1GFE	13521-70050	
	CRANK SHAFT PULLEY	15EFE/TERCEL 1500cc EL53 95/99- 2E/3E/5E/EL COROLLA	13521-11030	33Tx21T

NISSAN

Picture	Type	Model	OEM NO	Size (the teeth number\length\high\diament er)
	NISSAN NAVARA 2WD 8/86'-93' INPUT SHAFT	D21	32200-05G58	main drive: Z1=24t,Z2=22t,Z3=42t
	NISSAN NAVARA 2WD 8/86'-93' 4TH GEAR	D21	32200-05G58	gear:Z=31t (89mm)
	3RD GEAR	D21	32260-70L74	26T-36T
	NISSAN NAVARA 4WD 8/85'-93' INPUT (main drive) SET	Z241/D21/TD27	32200-15G51 32200-15G52	main drive: Z1=24t,Z2=21t,Z3=34t gear:Z=32t(91mm)
	NISSAN INPUT (main drive) SET	ZD30		main drive: Z1=24t,Z2=21t,Z3=42t (small hole) gear:Z=32t (90.5mm)
	NISSAN INPUT (main drive) SET	ZD30		main drive: Z1=24t,Z2=21t,Z3=42t (big hole) gear:Z=32t (90.5mm)
	NISSN MIAN SHAFT	TD25 TD27 D22	32241-86G19	Z1=24, Z2=28, Z3=32, Z4=32 L:482.2mm
	NISSN MIAN SHAFT	QD32	32241-G2303 32241-58N19	Z1=24, Z2=28, Z3=32, Z4=32 L:482.2mm

 ZF00-192 变速箱二轴 32T/32T/28T/24T MAIN SHAFT NISSAN ZD30	NISSN MIAN SHAFT	ZD30 BDI TD25	32241-E9980	Z1=24, Z2=28, Z3=32, Z4=32 L:543.2mm
 ZF00-192 变速箱二轴 32T/32T/28T/24T MAIN SHAFT NISSAN ZD30	NISSN MIAN SHAFT			Z1=24, Z2=28, Z3=32, Z4=32 L:543.2mm
	NISSAN INPUT (main drive) SET	4X4 86-93" CARAVAN HARDBODY TRUCK TD27	32200-55S53	main drive: Z1=24t,Z2=21t,Z3=34t (31.4mm) gear:Z=32t
	NISSAN INPUT (main drive) SET	4X4 86-93" CARAVAN HARDBODY TRUCK TD27	32200-55S53	main drive: Z1=24t,Z2=21t,Z3=34t (26mm) gear:Z=32t
	4TH GEAR		32212-0F095	Z=32t
	nissan main drive	7号	32200-3S454	Z1=24t,Z2=21t,Z3=42t
	NISSAN 4th gear	Urvan NV350 E25	32216-VX200	Z1=37t,Z2=30t 1line OD:99.1MM
	nissan main drive	Urvan NV350 E25	32200-MA00A	Z1=24t,Z2=27t,Z3=45t L:263MM
	5/R SYN SLEEVE	E25		Z=36t(42-6)
	2ND GEAR	URVAN YD25 E25	32250-VX200	45T-41T

	3RD GEAR	URVAN YD25 E25	32260-3XA0A 32260-VX200	Z1=45t, Z2=33t 1line
	3RD GEAR	YD25	32260-3XA0B	Z1=45t, Z2=33t 4line
	5TH GEAR	YD25	32340-3XA0A	Z1=42t, Z2=25t
	3RD GEAR, COUNTER	YD25	32215-3XA0A	31T-36T 4LINES
	INPUT SHAFT	NV350 URVAN CARAVAN	32200-3XA0A	24T/27T/45T L:281.3MM
	MAIN SHAFT	NV350 URVAN CARAVAN	32241-VX200	30T/42T/42T/30
	1ST GEAR	NP300 YD25	32231-01G74 32231-01G70	Z1=54t, Z2=32t
	3RD GEAR	FD35 TD42	32261-01T01	Z1=42t, Z2=33t
	3/4 HUB	FD42	32605-0T250	Z1=42t, Z2=38t

	3/4 SLEEVE	FD42	32605-0T260	42T
	NISSAN SLEEVE	TD27 QD32 C22	32245-V5060	Z1=36T,Z2=30T
	NISSAN mian shaft 5th gear	TD27 Z20 SD23 QD32	32310-55S50	Z1=30t,Z2=21t
	NISSAN counter shaft 5th gear	QD32 TD27 Z20 SD23	32310-55S50	Z1=20t,Z2=39t 1line
 32200-VH095 变速箱一轴 24T/21T/34T(36T-21T)/42T MAIN DRIVE Qd32 TD27	NISSAN mian drive	QD32 TD27	32200-55S95	Z1=24t,Z2=21t,Z3=34t(36T-2T)
	NISSAN mian drive	QD32 TD27	32200-VH095	Z1=24t,Z2=21t,Z3=42T L:253.9MM
	3RD GEAR	QD32 TD27	32260-55L74	Z1=42T,Z2=26T
	Nissan 3/4 HUB	QD32	32610-80S75	Z1=32t,Z2=33t
	Nissan 1/2 HUB	QD32	32600-58S91	Z1=32t,Z2=33t
	SLEEVE	ATLAS		36T

	Nissan 1/2 SLEEVE	QD32	32606-58S60	Z=42t
	NISSAN SYNCHRONIZER	TD23		Z1=36t,Z2=32t
	NISSAN 5/R SYNCHRONIZER	QD32	32618-36N10 (SLEEVE) 32258- 36N11 (HUB)	Z1=28t,Z2=30t
	NISSAN SLEEVE	TD27	32611-V5210	Z=24t
	Nissan HUB	TD27 E24 Urvan	32703-27N26	Z1=18t,Z2=32t
	NISSAN 5TH GEAR	QD32		Z1=21t,Z2=30t
	bearing for 5th gear	QD32		K32*37*17
	REV IDLER GEAR			Z=23t
	reverse gear	QD32 TD27 TD25	32282-V5001 32282-80G24	Z=21t
	reverse gear			Z=21t

 变速器一轴 24T/21T/42T MAIN DRIVE SD23	NISSAN main drive	SD23		Z1=24t,Z2=21t,Z3=42t
	NISSAN main drive	ND28 Z24 TD27		Z1=24t,Z2=21t,Z3=16t L;242.4MM
	NISSAN main drive	ND28 Z24 TD27	32201-G2200 32201-J2200	Z1=24t,Z2=21t,Z3=16t L;257MM
	main shaft	ND28 Z24 TD27		Z1=32t,Z2=36t,Z3=34t,Z4=26T L:590MM
	main shaft	ND28 Z24 TD27		Z1=32t,Z2=36t,Z3=34t,Z4=26T L:590MM
	main shaft	ND28 Z24 TD27		Z1=32t,Z2=36t,Z4=26T L:590MM
	NISSAN 5TH GEAR	ND28 Z24 TD27		Z1=46t(H:19),Z2=30t OD:115
	NISSAN 5TH GEAR	ND28 Z24 TD27		Z1=34T,Z2=21T
	5TH GEAR			Z1=46t(H:29),Z2=30t OD:112.5
	NISSAN 5TH GEAR	ND28 Z24 TD27		Z1=32T,Z2=21T

	5TH GEAR			46T(H:18.5)/30T 1LINE OD:115.6
	NISSAN COUNTER GEAR	ND28 Z24 TD27	32213-T8110	Z1=26,Z2=12,Z3=18,Z4=26,Z5=36 ,length:350.3mm
	NISSAN COUNTER GEAR	ND28 Z24 TD27		Z1=26,Z2=12,Z3=18,Z4=26,Z5=36 ,length:334.5mm
	3/4 sleeve	ND28 Z24 TD27		Z=30t
	3/4 hub	ND28 Z24 TD27		Z1=30t,Z2=32t
	3RD GEAR	ND28 Z24 TD27		30T/27T
	1/2 SYNCHRONIZER HUB	ND28 Z24 TD27		36T/33T
	1/2 SYNCHRONIZER SLEEVE	ND28 Z24 TD27	32245-J2000	37T/33T
	5/R SYNCHRONIZER HUB	ND28 Z24 TD27		30T/26T
	5/R SYNCHRONIZER SLEEVE	ND28 Z24 TD27		30T

	reverse gear	TD27	32284-J2000	Z1=21t, Z2=28t
	BUSH	C22		OD:29*ID:25*L:28
	BUSH	QD32		OD:32*ID:26.5*L:34
 <small>32200-G5101 变速箱一轴 18T/29T/30T MAIN DRIVE VANETTE C22</small>	nissan main drive	Vanette C22 PICK UP 1400CC	32200-G5101 32300-L9010	Z1=18,Z2=20,Z3=30
	NEEDLE BEARING FOR INPUT SHAFT	C22		K18*24*17
	nissan synchronizer	Vanette C22	33361-04002	Z1=30,Z2=24
	nissan synchronizer ring	Vanette C22	33361-04002	Z=30
	synchronizer ring (铜牙)	Vanette C22	32607-04C00	18T
	nissan hub	Vanette C22	33200-04300	Z1=30,Z2=26
	nissan 1st gear	Vanette C22		Z1=30,Z2=34

	NEEDLE BEARING FOR 1ST GEAT	C22		K29*34*28
	nissan 2nd gear	Vanette C22	32250-04C05	Z1=30,Z2=28
	nissan 3rd gear	Vanette C22	32260-G5700	Z1=30,Z2=25
 32340-04C05 5档齿轮 30T/18T 5TH GEAR VANETTE C22	Nissan 5th gear	Vanette C22	32340-04C05	Z1=30,Z2=18
	NEEDLE BEARING FOR 5TH GEAR	Vanette C22		K22*27*23
 32215-04C05 5档齿轮 34T/18T 5TH GEAR VANETTE C22	Nissan 5th gear	Vanette C22	32215-04C05 32215-G1500	Z1=34,Z2=18
 32210-G1501 中间轴 13T/15T/20T/26T/31T COUNTER GEAR VANETTE C22	Nissan counter gear	Vanette C22	33607-40305 32213-G5101	Z1=18,Z2=15,Z3=20,Z4=26,Z5=31
	MAIN SHAFT	Vanette C22	32241-04C01	Z1=26,Z2=26,Z3=24,Z4=20
	Nissan counter gear	navara late 4wd QD32	32212-80G04	Z1=20T,Z2=14T,Z3=19T,Z4=28T

	Nissan counter gear	navara late 4wd QD32	32212-80G04	Z1=20T,Z2=14T,Z3=19T,Z4=28T,Z5=32t 1lines
	Nissan counter gear	TD27	32212-80G84	Z1=20T,Z2=13T,Z3=19T,Z4=28T,Z5=32t 2lines
	REV IDLER GEAR	NISSAN QD32 TD27		20T-15T
	counter shaft	Datsun A14	32210-G1100	29T/25T/19T/13T/16T
	counter shaft	Datsun A12		31T/27T/20T/15T/18T
	Nissan cone gear	CW520 CWB520 CW54 RF8	32601-90173	Z1=54T,Z2=30T
	1ST GAER	NISSAN YU41		Z1=42,Z2=41
	SYNCHRONIZER SLEEVE	NISSAN YU41	32607-0T251 32607-0T253	Z=42
	SYN HUB		32628-9X426 07902-9040	Z1=48T,Z2=39T 外径:119.09mm 内径:38.4mm 重量:0.9kg

	SYN HUB		07902-9580	Z1=54T,Z2=63T 外径:134.10mm,内径:60.70mm 重量:0.95kg
	REV GEAR	UD206R		Z=23t
	COUNTER SHAFT	UD 195		Z1=14t, Z2=23t, Z3=31t
	COUNTER SHAFT	UD 206	NS16102017	Z1=13t, Z2=20t, Z3=27t
	GEAR	UD 195R		Z=24t
	GEAR			Z1=60T, Z2=34T Weight:4.6kg
	3RD GEAR	UD		60T-28T
	4TH GEAR	UD		54T-25T
	5TH GEAR	NISSAN NP200	32341-00QAL	24T-42T

	5TH GEAR	NISSAN NP200	32340-00Q0C	31T-20T
	3/4 SLEEVE&HUB	SUNNY	32610-M8012	HUB(30T/30T) SLEEVE(30T)
	4TH GEAR	NV350 URVAN CARAVAN	32216-3XA0B	37T/30T 2line OD:98.87MM
	5TH GEAR	SUNNY	32341-M8810	34T/26T
	5TH GEAR	SUNNY	32312-69Y00	30T/45T
	5TH-REV SYN SLEEVE	NP200	32610-00QAR 32610-00QOE	24T
	CONE GEAR	NV4500	CAN-HD	48T-24T(39-15)
	INPUT SHAFT	NV4500	NV26922R 117260 FM- HD	10T-22T-39T
	3/4 SYN SLEEVE	NV4500	SINC 3/4 HD	46T(48-2)

	3RD GEAR	NV4500		48T-28T
	clutch fork		30531-EB300	
	clutch fork		30531-0W800 30531-02N10	
	SYNCHRONIZER RING SET	ZD30	33307-23320	
	5TH GEAR SYNCHRONIZER RING	SUNNY 120YHL SD23 QD32	32604-E9801	Z=12T OD:69.3/H:7.9 - 8.15/G:45
	SYNCHRONIZER RING	E25	32604-36N21	Z=30T OD:69.35/H:7.55/G:54
	SYNCHRONIZER RING	E25	32604-36N20	Z=30T OD:69.35/H:7.55/G:49
	SYNCHRONIZER RING	SUNNY 120Y B110	32604-18000	Z=30T OD:69.4/H:8/G:47
	SYNCHRONIZER RING	SUNNY 120Y H7300	32604-H1000	Z=6T OD:69.4/H:7.8/G:43
	SYNCHRONIZER RING	SUNNY 120Y B120 A12 CRO08	32604-H7300	Z=6T OD:69.4/H:7.8/G:43

	SYNCHRONIZER RING	12A00 1.3 .15 B11	32607-M8001	Z=18T OD:69.4/H:7.8/G:44
	SYNCHRONIZER RING	140-14	32604-13WR0	Z=33T OD:71.5/H:9.45/G:56
	SYNCHRONIZER RING	RD28 E24 BD1 TD27	32604-70L15	Z=36T OD:75.4/H:8.8/G:54
	SYNCHRONIZER RING	SD22 L20 H20 720 D21 N9000	32604-A6410	Z=30T OD:75.4/H:8.5/G:51
	SYNCHRONIZER RING	SD22 L20 H20 720 D21 N9000 td27	32604-P0100	Z=30T OD:75.4/H:8.5/G:51
	SYNCHRONIZER RING	B12	32607-D0100	Z=12T OD:75.4/H:8/G:52
	SYNCHRONIZER RING	B13 32607-D0100/D0115	32607-D0161	Z=12T OD:75.4/H:8/G:51
	SYNCHRONIZER RING	SD22 3RD&4TH	32607-86402	Z=30T OD:76.7/H:9/G:86

	SYNCHRONIZER RING	E20 E24	32607-58S10	Z=33T OD:84.3/H:7.7/G:61
	SYNCHRONIZER RING	E20 E23 E24 D21	32607-35V00	Z=30T OD:84.4/H:7.7/G:60
	synchronizer ring	E20 E24 D21	32607-58S00	Z=30T OD:84.4/H:7.7/G:60
	synchronizer ring	E20 E24 D21	32607-58S58	Z=30T OD:84.4/H:7.7/G:61
	1ST GEAR SYNCHRONIZER RING	QD32 ZD30	32607-58S60	Z=33T OD:84.4/H:7.6/G:60
	SYNCHRONIZER RING	D22	32607-58S80	Z=30T OD:84.4/H:7.6/G:63
	SYNCHRONIZER RING	D22	32607-80S60	Z=33T OD:84.4/H:7.6/G:63
	SYNCHRONIZER RING SET	E24	32604-02N00	Z=33T OD:84.4/H:9.5/G:
	SYNCHRONIZER RING SET	NO Steel 档 TD27 QD32 2/3 (不带铁环)	32604-15U10	Z=33T OD:84.4/H:9.5/G:

	SYNCHRONIZER RING		32604-86401	Z=33T OD:86.6/H:11.4/G:125
 32607-T8000	SYNCHRONIZER RING		32607-T8000	
	SYNCHRONIZER RING		32604-T8000	Z=33T OD:86.6/H:11.4/G:125
	SYNCHRONIZER RING SET		32604-00T00	Z=42T OD:87/H:10.1/G:
	SYNCHRONIZER RING SET	QD32	32604-VW000	Z=42T OD:87/H:10.4/G:
	SYNCHRONIZER RING SET	QD32		Z=42T OD:87.3/H:9.3/G:96
	SYNCHRONIZER RING	NISSAN 200	32605-Z5011	Z=42T OD:164.5/H:11.5/G:344
	SYNCHRONIZER RING	UR7712X61 UD	32605-Z5116	Z=48T OD:160.9/H:11.7/G:304
	SYNCHRONIZER RING	CKA-87 UR7712*21	32601-Z5012	Z=48T OD:160.9/H:11.7/G:308
	SYNCHRONIZER RING		32604-90075	Z=42T OD:139.3/H:12.3/G:320
	SYNCHRONIZER RING	FE6T	32605-Z5055	Z=48T OD:139.25/H:10/G:234

	SYNCHRONIZER RING	D62 PD6 MIDDLE CK12	32605-90062	Z=39T OD:139.2/H:13.3/G:313
	SYNCHRONIZER RING	PD6 BIG 39T	32605-90006	Z=39T OD:139.2/H:13.3/G:280
	SYNCHRONIZER RING	CW430	32605-90175	Z=48T OD:139.1/H:13.3/G:356
	SYNCHRONIZER RING	CK12 061 BIG 36T	32605-90073	Z=36T OD:129.2/H:12.5/G:275
	SYNCHRONIZER RING		32605-90063	Z=36T OD:129.2/H:12.5/G:425
	SYNCHRONIZER RING		32605-90061	Z=36T OD:129.2/H:12.5/G:280
	SYNCHRONIZER RING	CK12 003 SMALL 36T	32605-90013	Z=36T OD:129.2/H:12.5/G:440
	SYNCHRONIZER RING	CK12 061 BIG 36T	32605-90012	Z=36T OD:129.2/H:12.5/G:280

	SYNCHRONIZER RING	NISSAN 200	32605-Z5012	Z=30T OD:109/H:12/G:324
	SYNCHRONIZER RING	CKA-87 UR7712X61 UD	32605-Z5116	Z=30T OD:108.5/H:11.9/G:222
	SYNCHRONIZER RING	FD35	32604-01T04	Z=42T OD:106.25/H:9/G:128
	NEEDLE BEARING	UD JO8E MD92 FE6T	32271-Z5011	k48.5*36.5*H29.5
	NEEDLE BEARING	QD32	32272-36960	K20*31.5*21
	NEEDLE BEARING	TD27		K20*26*20
	BUSH (COPPER)	QD32	TT031	20.7*15.9*17.5
	BUSH			40*35*40
	BUSH			38*35*40
	NEEDLE BEARING	ATLAS		K38*28*19.7

	spring	ZD30	32609-70L20	
	KEY	QD32		L:18.5 / H1:5.2 / H2:4.2 / W:5.9 / G:3.2
	KEY	TD27	32609-70L15	L:19 / H1:4.5 / H2:3.6 / W:6 / G:2.7
	KEY	TD23		L:16.3 / H1:6.2 / H2:5 / W:6 / G:3.1
	SPEED SENSOR	QD32	25010-VW000	Z=18 BIG HOLE
	SPEED SENSOR	TD27		Z=18 SMALL HOLE
	housing	QD32		
	FORK	TD27 QD32		Z=24T
	INJECTION TIMING GEAR	ZD30		
	FRONT COVER		32111-MA01A	

	FRONT COVER	D22	32111-E9803	
	side gear	RE8 TZA520 CK-12 CW520 UD290/350/440/460 CW54 NE6	38423-90014	16Tx34T
	side gear	TZA52 RD8 UD8 CWA45 RE8	38423-90010	16Tx18T
	pinion gear	TZA52 RD8 UD8 CWA53 CWA52 RE8 CK12 TMC ND6 NE6 UD290/350/440 TZA520 UD460 NE6T NE6 CK20	38425-90014	10T
	SPIDER	TZA52 RD8 UD8 RE8 CK12 CK20 UD290/350/430/440/460 ND6 LWA12 CWB520 CW520 CK520 CW54 CWA53 NE6 NYATI BUS TK80	38427-90004	34MMx213L
	spider	CW520 TZA520 RF8 UD290/350/400/430/440/460 0 CWB	38927-90009	30.5MMx34Tx166L

DAIHATSU

Picture	Type	Model	OEM NO	Size (the teeth number\length\high\diament)
	5TH gear	DAIHATSU V24 V57 SV22 DELTA TRUCK 81-84'	33428-87303 33428-87304	27T/40T
	5th gear	DAIHATSU V57 V58 SV22 DELTA TRUCK 81-84'	33336-87303	17T/19T
	mian drive	DAIHATSU V24 77-79' SV22 DELTA TRUCK 81-84'	33311-87312	21T/20T/23T(27T-4T)
	counter shaft	Daihatsu DV57- 58	33411-87317-M	Z1=19T,Z2=14T,Z3=11T,Z 4=21T,Z5=29T
	4TH GEAR	DAIHATSU V24 V58 SV22 DELTA TRUCK 81-84'	33426-87302	37T
	3rd gear	Daihatsu DV57- 58	33333-87304	Z1=26T,Z2=27T

	INPUT SHAFT	GRAND MAX 1.5	33311-BZ040 33311-B4010 33311-BZ050 33311-B4020	20T/14T/11T/21T/34T/26 T
	COUNTER SHAFT	GRAND MAX 1.5	33421-BZ030 33421-B4010	34T/28/37T/22T/18T
	OUTPUT SHAFT	GRAND MAX 1.5	33321-BZ030 33321-B4010	24T/27T/27T
	NEEDLE FOR OUTPUT SHAFT	GRAND MAX 1.5		k20x30x22
	1ST GEAR	GRAND MAX 1.5	33335-BZ020 33335-97501 33335- 87518	43/33
	2ND GEAR	GRAND MAX 1.5	33332-BZ010 33332- BZ020 33332-87511	35/33
	3RD GEAR	GRAND MAX 1.5	33305-BZ040 33305- BZ020 33305-B4010	25/33

	5TH GEAR	GRAND MAX 1.5	33336-BZ010 33336-87504	27T/41T
	HUB ASSY SYNCHRONIZE R NO.1	GRAND MAX 1.5	33360-BZ040 33360-B4010	SLEEVE:37T/33T HUB:33T/34T
	HUB ASSY SYNCHRONIZE R NO.2	GRAND MAX 1.5	33370-BZ020 33370-B5020 33370-BZ100	21T/26T
	HUB ASSY SYNCHRONIZE R NO.3	GRAND MAX 1.5	33380-BZ020 33380- BZ100 33380-B5020	21T/34T
	RING SYNCHRONIZE R NO.1	GRAND MAX 1.5	33367-BZ010 33367- 87507	
	RING SYNCHRONIZE R NO.2	GRAND MAX 1.5	33368-BZ010 33368- BZ080 33368-87509	
	RING SYNCHRONIZE R NO.3	GRAND MAX 1.5	33369-BZ010 33369-BZ050 33369- 87703	
	1/2 SYNCHRONIZE R RING	AVANXA 1.3		Z=30T Inside diameter:51.69mm, Outside diameter:69.30mm, Weight:0.05kg

	3/4/5 SYNCHRONIZE R RING	AVANXA 1.3		Z=27T Inside diameter:43.15mm, Outside diameter:57mm, Weight:0.05kg
	COUNTER SHAFT	AVANXA 1.3	33421-97501	Z=18T-22T-37T-28T-34T Weight:2.05kg
	INPUT SHAFT	AVANXA 1.3	33311-97501	Z=26T-34T-21T-11T-14T- 20T Weight:1.4kg
	MAIN SHAFT	AVANXA 1.3	33321-97502	Z=27T-27T-21T Weight:1kg
	3RD GEAR	AVANXA 1.3	33333-87401	Z=27T-33T Inside diameter:37.02mm, Outside diameter:63.76mm, Weight:0.3kg
	OUTPUT SHAFT	DAIHATSU F50	36234-87601	27T-22T
	OUTPUT SHAFT	DAIHATSU F70 F75 F80	36234-87603	27T-19T

	GEAR TRANSFER IDLER	DAIHATSU F70 5SPEED	36221-87609	27T-36T
	GEAR TRANSFER IDLER	DAIHATSU F50	36221-87605	37T-37T
	GEAR TRANSFER IDLER	DAIHATSU F70 4SPEED	36221-87608	37T-33T
	GEAR TRANSFER OUTPUT	DAIHATSU F70 5SPEED	36203-87604 36231- 87610	27T-48T-19T-19T
	GEAR TRANSFER OUTPUT	DAIHATSU F50	36203-87602 36231-87602	27T-65T-19T-19T
	GEAR TRANSFER OUTPUT	DAIHATSU F70 4SPEED	36203-87603	27T-57T-19T-19T
	GEAR TRANSFER HIGH	DAIHATSU F70 5SPEED	36218-87612	27T-37T

	GEAR TRANSFER HIGH;1ST GEAR	DAIHATSU F50	36218-87611	27T-50T
	GEAR TRANSFER HIGH	DAIHATSU F70 4SPEED	36218-87614	27T-44T
	GEAR TRANSFER HIGH	DAIHATSU	36217-87606	27T-27T
	synchronizer hub	Daihatsu F70	36238-87603	Z1=27t, Z2=17t
	synchronizer ring	Daihatsu F70	33363-87304	Z=27t
	OUTPUT SHAFT	Daihatsu F70 V57 V58	33321-87612	19T-16T-19T 3.25kg
	INPUT SHAFT	F70 F75	33311-87609	21T-28T-21T 1.6kg
	1ST GEAR	F70	33335-87603	40T-33T 1.85kg

HINO

Picture	Type	Model	OEM NO	Size (the teeth number\length\high\ diameter)
	INPUT SHAFT	HINO DUTRO HT130 W04D NO4C ASIN M550 M550 XZU305 XZU345	33311-37290	Z1=14T,Z2=12T,Z3=32T,Z4=22T,Z5=42 T
	OUTPUT SHAFT	HINO DUTRO HT130 W04D NO4C ASIN M550	33302-37030 33302-37010	Z1=22T,Z2=37T,Z3=47T
	NEEDLE BEARING FOR MIAN SHAFT, INPU SHAFT	130HT		38.1*54*30 NEEDLE DIAMETER:8mm
	1ST/REV SLEEVE	HINO DUTRO HT130 W04D NO4C ASIN M550	33363-37060	Z=48T
	1ST/REV HUB	HINO DUTRO HT130 W04D NO4C ASIN M550	33361-37060	Z1=30T,Z2=48T
	1ST GEAR	HINO DUTRO HT130 W04D NO4C ASIN M550	33426-37010 33426-37020	Z1=42T,Z2=42T
	NEEDLE BEARING FOR 1ST GEAR	130HT		KT 48.5*56*44
	2ND/3RD SLEEVE	HINO DUTRO HT130 W04D NO4C ASIN M550	33364-37040 33364-37052	Z=49T
	2ND/3RD HUB	HINO DUTRO HT130 W04D NO4C ASIN M550	33362-37030	Z1=39T,Z2=49T
	2ND GEAR	HINO DUTRO HT130 W04D NO4C ASIN M550	33424-37040 33424-37010	Z1=48T,Z2=45T

	SYNCHRONIZER RING SET	HINO DUTRO HT130 W04D NO4C ASIN M550	33037-37030	
	2ND GEAR BEARING	HINO DUTRO HT130 W04D NO4C ASIN M550	90351-54010	K54*61*36D (两瓣)
	3RD GEAR	HINO DUTRO HT130 W04D NO4C ASIN550	33044-37020	Z1=41T,Z2=35T
	3RD GEAR BEARING	HINO DUTRO HT130 W04D NO4C ASIN550		K54*61*41
	4TH/5TH SLEEVE	HINO DUTRO HT130 W04D NO4C ASIN M550	33395-37030	Z=48T
	4TH/5TH HUB	HINO DUTRO HT130 W04D NO4C ASIN M550	33393-37040 33393-37041	Z1=36T,Z2=30T
	5TH GEAR	N04C 55T DYNA XZU305R M550 HINO300	33336-37061 33336-37060	Z1=47T,Z2=54T
	NEEDLE BEARING FOR 5TH GEAR	130HT		48*55*38 (两瓣)
	REV GEAR	HINO DUTRO HT130 W04D NO4C ASIN M550	33425-37030	Z1=39T,Z2=47T
	NEEDLE BEARING FOR REV GEAR	130HT		KT 43*50.5*34
	3RD GEAR WASHER	HINO	33342-37010	

	REVERSE IDLER GEAR	N04C 55T DYNA XZU305R	33461-37040	Z=28T
	SHAFT:IDLER GEAR	HT130	33451-37030	L:90MM*OD:51.5MM
	GEAR INJECTION PUMP	HT130 W04D	22626-E0010	Z=60T
	GEAR INJECTION PUMP	JO8C	22510-3150	
	CRANK SHAFT	WO4D DUTRO 300	13521-78060	Z=30T Inside diameter:42.05mm, Outside diameter:68.80mm, Weight:0.5kg
	5th gear	HINO 500 H07C	33337-3070	Z1=25T.Z2=28T OD:104.5
	COUNTER GEAR	HINO 500 H07C	33429-2551	Z=39T
	GEAR	H07C JO8C LF06S	33337-3110	Z1=28T,Z2=25T 内径: 54.03MM 外径: 104.60MM 高度: 49.57MM 重量: 1.3KG
	GEAR		33429-2490	Z=39T 内径: 61.99MM 外径: 156.40MM 高度: 49.98MM 重量: 2.5KG
	GEAR		33429-2461	Z=43T 内径: 60MM 外径: 171.65MM 重量: 3.05KG

	MAIN DRIVE	H07C LF06S	33311-5151	Z1=28T,Z2=21T,Z3=10T 重量: 3.05KG
	COUNTER GEAR	LF06 H07D	33402-1061	Z1=34T,Z2=27T,Z3=20T,Z4=11T 重量: 11.45KG
	COUNTER GEAR	H07D	33429-2210	42T 外径:173.75mm 内径:63.8mm 重量:3.16kg
	cone gear	HINO H07C FN2PWB P11C	33372-1651	Z1=54T,Z2=26T
	sleeve	E13C ZS700 FM2P	S3336-31732 33363-1732	Z=54
	SLEEVE 4-5	E13C ZS700 FM2P	33363-1805	Z=57T(45T)
	4TH GEAR	LFS F20C P11C FM2P HINO 500 H07D FF1J	33334-2390	Z1=32T,Z2=54T
		HINO 500	33333-3090 33376-1154	Z1=39T,Z2=42T 6.28KG
		HINO 700	33333-2981	Z1=39T,Z2=42T 6.68KG
	CONE GEAR	16K130 16K160 16K190 16S130 16S160 16S190	S3337-22250	58T-63T
	3/4 SYN SLEEVE	16S150/151/181/220/221/251	S3336-32110 33363-2110	51T

	COUNTER SHAFT	EM100 FM226MD	33411-3000	14T-33T-26T
	COUNTER SHAFT	HINO FB112 DYNA	33411-2780	Z1=41t,Z2=46t, Z3=34t,Z4=21t,Z5=14t,Z6=14t
	MAIN DRIVE	HINO FB	33311-3620	Z1=22t,Z2=23t, Z3=21t
	MAIN SHAFT	HINO FB	33321-2020	20Tx26Tx26Tx18T 5.25KG
	MAIN DRIVE	LX06 LOW	33311-5160 33311-E0090	10T/21T/28T weight-3.4kg
	MAIN DRIVE	H07C NEW LF06S	33311-4771 33311-E0240	10T/21T/28T
	MAIN DRIVE	HINO	33311-E0090	28T-21T-10T weight-3.4kg
	MAIN DRIVE	HINO	33311-E0220	28T-25T-10T weight-3.9kg
	Main drive	HINO	33311-3591	24T-21T-10T 重量: 3.983KG
	INPUT SHAFT	H06CT FG	33311-4240	Z1=10t,Z2=22t,Z3=24t
	CONE GEAR	RANGER 270 FF3H FG H06CT	33372-1720	Z1=24T,Z2=48T







	BUSH T/M SYNCHRO	LF06S FF/FL172NA RK1J AK3HR	S3337-31043 33373-1043	20T
	INPUT SHAFT	FB	33311-4321	Z1=10t,Z2=23t,Z3=22t
	CONE GEAR	FB	33372-1410	Z1=22t,Z2=33t
	CONE GEAR	FB	33372-1420	Z1=22t,Z2=33t
	2ND GEAR	HINO FB112 DYNA	33332-2340	Z1=42t,Z2=35t
	3RD GEAR	HINO FB	33333-2510	Z1=42t,Z2=31t
	5TH GEAR	HINO FB	33334-2000	Z1=19t,Z2=33t
	COUNTER SHAFT	HINO DYNA HT130	33421-37130	Z1=26T,Z2=28T,Z3=52T,Z4=42T
	COUNTER SHAFT	DYNA 13B 14B HINO WO4D	33421-37040	Z1=12T,Z2=12T,Z3=20T,Z4=33T,Z5=50T,Z6=46T W:8.85KG L:358.5
	COUNTER SHAFT	DYNA 14B BU101L(HEAVY LOAD SPEC) 05/1995 BU303L M150 115PS 96-98 BU61	33421-37030	Z1=12T,Z2=12T,Z3=21T,Z4=34T,Z5=50T,Z6=47T







	COUNTER SHAFT	13B		Z1=12T,Z2=13T,Z3=20T,Z4=32T,Z5=50T,Z6=46T
	COUNTER SHAFT	DYNA 15B COASTER XZU304 308 5S BU213	33421-37050 33421-37100	Z1=12T,Z2=13T,Z3=19T,Z4=32T,Z5=50T,Z6=45T
	MAIN SHAFT	HINO 300 OLD 12LT HT125 WU340 14B	33321-37060 33321-37030	Z1=22T,Z2=46T,Z3=46T,Z4=30T 4.75KG
	MAIN DRIVE	toyota hino Dutro 130HDL NO4C RE50	SU002-00351	Z1=14T,Z2=26T,Z3=45T
	1ST GEAR	toyota hino Dutro 130HDL NO4C RE50	33022-37020	43T/53T
	1ST GEAR	HINO 300 XZU309,349,359 RE61 EURO3 EURO4	33335-37120 33335-37130	43T-53T(54-1) 2.8KG
	2ND GEAR	toyota hino Dutro 130HDL NO4C RE50	33023-37011 33023-37040	37T/52T
	2ND GEAR	HINO 300 XZU309,349,359 RE61 EURO3 EURO4	33023-37050	38T-52T(54-2) 2.6kg
	3rd gear	toyota hino Dutro 130HDL NO4C RE50	33034-37060	27T/53T
	3RD GAER	HINO 300 XZU309,349,359 RE61 EURO3 EURO4	33034-37150	27T-53T(54-1) 1.5KG
	rev gear	toyota hino Dutro 130HDL NO4C RE50 RE61	33021-37010 33021-37020	40T/53T

	5TH GEAR	toyota hino Dutro 130HDL NO4C RE50	33036-37060	25T/52T
	4TH GEAR	HINO 300 XZU309,349,359 RE61 EURO3 EURO4	33035-37010	26T-46T(48-2) 1.4KG
	rev idler gear	toyota hino Dutro 130HDL NO4C RE50 RE61	33461-37060	23T
	COLLAR FOR 1ST GEAR	toyota hino Dutro 130HDL NO4C RE50		H:44.5/ID:50/OD:77.45
	BEARING FOR 1ST GEAR	toyota hino Dutro 130HDL NO4C RE50		H38.5X62.5X68.5
	COLLAR FOR 2ND GEAR	toyota hino Dutro 130HDL NO4C RE50		H:44.5/ID:45/OD:77.5
	BEARING FOR 2ND GEAR	toyota hino Dutro 130HDL NO4C RE50		H38.5X62.5X68.5
	BEARING FOR 3rd GEAR	toyota hino Dutro 130HDL NO4C RE50		41.5X54.5X61.5 (K56*62*42ZW D 剖两边)
	COLLAR FOR rev gear	toyota hino Dutro 130HDL NO4C RE50		H:48.6/ID:50.3/OD:75.5
	BEARING FOR rev gear	toyota hino Dutro 130HDL NO4C RE50		H38.5X62.5X68.5
	BEARING FOR 5TH GEAR	toyota hino Dutro 130HDL NO4C RE50	90364-40009	H40.5X38X46 (K40*46*41D)

	COLLAR FOR rev idler gear	toyota hino Dutro 130HDL NO4C RE50	33451-37040	H:70.9/ID:26/OD:37.5
	BEARING FOR rev idler gear	toyota hino Dutro 130HDL NO4C RE50	90364-37019	H39X37.5X46.5
	bearing for input shaft	toyota hino Dutro 130HDL NO4C RE50		H29.2X38X51.7
	input shaft	toyota hino Dutro 130HDL NO4C RE50	33301-37260	14T/30T/47T
	INPUT SHAFT	HINO 300 XZU309,349,359 RE61 EURO3 EURO4	33301-37270	14T-27T-47T(48-1)
	counter shaft	toyota hino Dutro 130HDL NO4C RE50	33041-37050	11T/11T/17T/23T/48T/41T
	counter gear	toyota hino Dutro 130HDL NO4C RE50	33428-37010	
	counter gear	toyota hino Dutro 130HDL NO4C RE50	33421-37160	
	COUNTER SHAFT	HINO 300 XZU309,349,359 RE61 EURO3 EURO4	33041-37080	44T-46T-54T-23T-16T-11T-11T
	COUNTER GEAR	HINO 300 XZU309,349,359 RE61 EURO3 EURO4		44T-44T 2.3KG

	COUNTER GEAR	HINO 300 XZU309,349,359 RE61 EURO3 EURO4		29T-46T 1.65KG
	6TH GEAR	HINO RE61 XZU700 710 720 730	33429-37020	51T-48T(46-2)
	6TH SYNCHRONIZER	HINO RE61	33064-37010	42T-54T
	1/R SYNCHRONIZER WITH KEY	toyota hino Dutro 130HDL NO4C RE50	33061-37020 33061-37030	Z1=46t,Z2=42t
	2/3 SYNCHRONIZER WITH KEY	RE50	33062-37010	Z1=48t,Z2=50t
	4/5 SYNCHRONIZER WITH KEY	RE50	33063-37020	Z1=32t,Z2=42t
	1/R HUB	RE50	33361-37070	Z1=46t,Z2=42t
	1/R SLEEVE	RE50	33363-37090	
	2/3 HUB	RE50	33362-37040	Z1=48t,Z2=50t
	2/3 SLEEVE	RE50	33364-37060	
	4/5 HUB	RE50	33393-37060	Z1=32t,Z2=42t

	4/5 SLEEVE	RE50	33395-37040	
	1ST/REV SYN AS	HINO 300 XZU309,349,359 RE61 EURO3 EURO4		
	1ST/REV SYN HUB	HINO 300 XZU309,349,359 RE61 EURO3 EURO4		42T-42T
	1ST/REV SYN SLEEVE	HINO 300 XZU309,349,359 RE61 EURO3 EURO4		42T
	2ND/3RD SYN AS	HINO 300 XZU309,349,359 RE61 EURO3 EURO4		
	2ND/3RD SYN HUB	HINO 300 XZU309,349,359 RE61 EURO3 EURO4		50T-48T
	2ND/3RD SYN SLEEVE	HINO 300 XZU309,349,359 RE61 EURO3 EURO4		48T
	4TH/5TH SYN AS	HINO 300 XZU309,349,359 RE61 EURO3 EURO4		
	4TH/5TH SYN HUB	HINO 300 XZU309,349,359 RE61 EURO3 EURO4		40T-42T
	4TH/5TH SYN SLEEVE	HINO 300 XZU309,349,359 RE61 EURO3 EURO4		42T

	FLANGE	RE50	33309-37031	Z=24t
	MAIN SHAFT	toyota hino Dutro 130HDL NO4C RE50	33321-37101 33321-37140	Z1=24t,Z2=46t,Z3=50t,Z4=32t
	OUTPUT SHAFT	HINO 300 XZU309,349,359 RE61 EURO3 EURO4	33321-37130	40T-22T-50T-42T-24T
	MAIN SHAFT	HINO J08C H06CT HINO EH500 H07D	33321-2460	22T-20T-34T-26T-29T 10.9kg
	MAIN SHAFT	H07C NEW	33321-2171	25T-28T-34T-26T-27T
	MAIN SHAFT	J08C H06CT HINO EH500 H07D	33321-2211	22T-20T-34T-26T-32T 13.85kg
	MAIN DRIVE	N04C XZU304 15B	33301-37240	Z1=14T,Z2=29T,Z3=46T L:256.14MM
	MAIN DRIVE	N04C XZU304 15B	33301-36170	Z1=14T,Z2=29T,Z3=46T 2LINES
	MAIN DRIVE	HINO 300 OLD 12LT HT125 WU340 14B	33301-37170	Z1=14T,Z2=28T,Z3=46T W:2.01KG
	MAIN DRIVE	hino TOYOTA COASTER 14B	33301-37050	Z1=21T,Z2=28T,Z3=46T
	MAIN DRIVE		33301-37030	Z1=21T,Z2=27T,Z3=46T

	MAIN DRIVE	COASTER 15B	33301-37070	14T-29T-46T 2LINES
	3RD GEAR	DYNA 115ST COASTER	33304-36090 33304-36050	Z1=32T,Z2=49(51-2)T
	2ND GEAR	DYNA 115ST COASTER	33033-37010 33033-36070	Z1=34T,Z2=50(51-1)T
	2ND GEAR	HINO 300 OLD 12LT HT125 WU340 14B	33033-36100	Z1=35T,Z2=38T 2LINES
	2ND GEAR	HINO 300 OLD 12LT HT125 WU340 14B	33033-36090	Z1=34T,Z2=38T
	2/3SLEEVE	DYNA 115ST COASTER	33364-37030 33364-37031	Z=45(51-6)T
	5TH GEAR	HINO 300 OLD 12LT HT125 WU340 14B	33036-37010	Z1=24T,Z2=47T
	3RD GEAR	HINO 300 OLD 12LT HT125 WU340 14B	33034-36090	Z1=32T,Z2=37T W:1.08KG
	3RD GEAR	coaster	33034-36100	Z1=33T,Z2=37T
	1ST GAER	HINO 300 OLD 12LT HT125 WU340 14B	33335-37040	Z1=39T,Z2=53T

	1ST/REV SLEEVE	HINO 300 OLD 12LT HT125 WU340 14B	33363-37020	Z=48T
	1ST/REV HUB	HINO 300 OLD 12LT HT125 WU340 14B	33361-36030	Z1=46T,Z2=48T
	2ND/3RD SLEEVE	HINO 300 OLD 12LT HT125 WU340 14B	33364-36080 33363-36080	Z=48T
	2ND/3RD HUB	HINO 300 OLD 12LT HT125 WU340 14B	33362-36040	Z1=46T,Z2=48T
	2ND/3RD HUB	DYNA BY34 BY43 COASTER	33362-36050	51T-46T
	4TH/5TH SLEEVE	DYNA 14B BU101L BU303L BY34 BY43 SAURUS HT 125LT ET COASTER W04D J05C WU410 15BF	33395-36030	Z1=42T
	4TH/5TH HUB	DYNA BU101L 14B BU303L BY34 BY43 SAURUS HT 125LT ET COASTER W04D J05C	33393-36060	Z1=30T,Z2=42T
	REVERSE GEAR	HINO 300 OLD 12LT HT125 WU340 14B	33331-37030	Z1=39T,Z2=53T
	REVERSE IDLER GEAR	DYNA 15BFTE 6F 75T XZU412 414 422 424 434 BU410 420 H260 261 XZU420 430	33461-37030	Z=25T
	3rd gear	15B BU410/420 XZU412/414/422/424/434/420/430 H260/261 7S	33034-37020	Z1=37T,Z2=38T

	HUB	TOYOTA DYNA BY34 BY43 COASTER	33362-36050	51T-46T
	INPUT SHAFT	HINO XZU327/342/347 MYY5A	SU002-00320	Z1=14t, Z2=28t, Z3=45t
	COUNTER SHAFT	HINO XZU327/342/347 MYY5A	SU002-00193 SU002-00919	Z1=13t, Z2=13t, Z3=21t, Z4=33t, Z5=49t, Z6=45t
	MAIN SHAFT	HINO 300 MYY6 SHAFT MAIN	SU002-01042 SU002-01074	Z1=28t,Z2=42t,Z3=42t,Z4=21t,length:5 45.4mm
	MAIN SHAFT	HINO XZU327/342/347 MYY5A	SU002-00189	Z1=28t,Z2=42t,Z3=42t,Z4=21t,length:4 90.3mm
	1ST GAER	HINO XZU327/342/347 MYY5A	SU002-00187 SU002-00515	Z1=43t, Z2=45t
	3RD GEAR	HINO XZU327/342/347 MYY5A	SU002-00183	Z1=32t Z2=45t
	2ND GEAR	HINO XZU327/342/347 MYY5A	SU002-00185	Z1=38t Z2=45t OD:134.7MM
	4TH GEAR	HINO 300 MYY6 GEAR 4TH M/S	SU002-00326	Z1=28t, Z2=45t 1line
	5TH GEAR	HINO XZU327/342/347 MYY5A	SU002-00235	Z1=22t, Z2=45t
	REV GEAR	HINO XZU327/342/347 MYY5A	SU002-00186	Z1=41t, Z2=45t

	1/R 2/3 SYNCHRONIZER HUB	HINO XZU327/342/347 MYY5A	SU002-00231	Z1=42t Z2=45t
	1/R 2/3 SYNCHRONIZER SLEEVE	HINO XZU327/342/347 MYY5A	SU002-00194 SU002-00544	Z=45t
	4/5 SYNCHRONIZER	HINO XZU327/342/347 MYY5A	33360-23330 SU002-00710	Z1=45t Z2=28t
	6 SYNCHRONIZER SLEEVE	HINO 300	SU002-00711	Z1=45t Z2=26t
	6TH GEAR	HINO 300	SU002-00962	Z1=21, Z2=21
	6th gear	HINO 300		Z1=20, Z2=23
	COUNTER SHAFT	HINO 300	SU002-00955A	Z1=26t, Z2=13t, Z3=20t, Z4=33t, Z5=39t, Z6=47t
	SYNCHRONIZER RING	5SD25 4FD20/23/25 SAURUS HT/LT/ET COASTER DYNA BU101L 14B 05/1995 WO4D WU410	33369-36010	Z=42T
	synchronizer ring	HT130	33369-37020	Z=36T OD:103.6/H:11/G:157
	synchronizer ring	HT130	33369-37010	Z=33T OD:103.8/H:9.45/G:133
	1/2 synchronizer ring SET	HT130	33077-37050	33T

	synchronizer ring	HT130	33381-37050	Z=33T OD:103.8/H:10/G:121
	synchronizer ring	HT130	33396-37010	Z=33T OD:103.8/H:9.45/G:132
	synchronizer ring SET (CARBON)	HT130	33381-37051	
	synchronizer ring	HT130	33396-37020	Z=33T OD:103.8/H:9.45/G:132
	synchronizer ring	HT130	33387-37020	Z=36T OD:103.8/H:10.8/G:124
	synchronizer ring	HT130	33387-37030	Z=36T OD:103.8/H:10.8/G:124
	synchronizer ring SET	HT130	33037-37050	Z=33T OD:103.9/H:11.9/G:
	synchronizer ring SET	HT130	33038-37030	Z=36T OD:103.9/H:11.9/G:
	synchronizer ring	H1431 FB112	33371-1431	Z=30T OD:86.75/H:9.85/G:111
	synchronizer ring	H1431 FB112	33371-1421	Z=36T OD:109/H:9.8/G:146

	synchronizer ring	H1561	33371-1561	Z=30T OD:109/H:9.9/G:138
	synchronizer ring (STEEL)	MFD2H LF06S H07D	33371-1570	Z=30T OD:109/H:9.9/G:138
	synchronizer ring	HO7C	33371-1400	Z=24T OD:109.15/H:10.5/G:152
	synchronizer ring	KR EH700/421	33371-1051	Z=24T OD:109.35/H:11.4/G:172
	synchronizer ring		33371-1170	Z=42T OD:109.4/H:12/G:160
	synchronizer ring		33371-1690	Z=42T OD:139.3/H:9.8/G:190
	synchronizer ring	LRK 3HMA 195P	33371-1590	Z=42T OD:146.5/H:9.75/G:233
	synchronizer ring	H07C	33371-1390	Z=36T OD:146.6/H:10.5/G:242
	synchronizer ring	F18 FM226/227	33371-1640	Z=30T OD:148.9/H:12.6/G:318

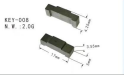
	4/5 synchronizer ring	EH750 SH270	33371-1660	Z=36T OD:166.5/H:13/G:372
	synchronizer ring	BU88 COASTER HILUX	33368-36051	Z=51T
	synchronizer ring		33368-36050	Z=51T
	synchronizer ring SET	ht125	33038-36010	Z=48T
	synchronizer ring SET	ht125	33039-36010	Z=45T
	synchronizer ring	ht125	33367-36050	
	synchronizer ring SET	HT130	33037-37040	
	synchronizer ring	HT130	33381-37040	
	synchronizer ring	14B	33368-20012	Z=39T OD:83.7/H:10/G:82
	synchronizer ring	14B	33367-14010	Z=33T OD:70.85/H:10/G:63
	SNAP RING	HT130		
	SNAP RING	HT130		
	SNAP RING	HT130		
	SNAP RING	HT130		

	SPRING	HT130		
	4/5 KEY	HT130	33394-36030	
	2/3 KEY	HT130	33365-37050	
	WASHER	HT130	33464-60010	
	housing	NO4C	su002-01093	
	side gear	M009	41331-E0060	14Tx34T

	pinion gear	M009	41341-E0060	9T
	SIDER GEAR	EF550 EK100 EM100 F2K FS275 RG197	41331-1460	16Tx34T
	pinion gear	EF750 EH700 EK100 FG172SD J08C RG197 SS633 EM100	41341-1280	10T
	spider	FM215 FM2K FM1J FM2P LFS RGJ1P	41371-1270	28MMx37Tx182L
	pinion gear	FM215 FM1J FM2K FM2P LFS	41341-1350	10T
	SPIDER	RINO NEW HT-125 PS140, HINO FD, HINO DUTRO SH13 EK100, HINO 500 J05CT	41371-1100	24MMx168L
	SPIDER	2D AK DK EH KR EH500 EH700	41371-1070	26MMx196L
	STAR BIG	FD	41331-1400	
	STAR BIG	FD	41331-1720	
	STAR SMALL	FD	41341-1370	
	KEY AND SRPING	J08C	33365-1150(KEY) 33366- 1071(PIN) 9871- 01277(SPRING) (SZ501-01093)	

Picture	Type	Model	OEM NO	Size (the teeth number\length\high\ diameter)
	main drive	MAZDA 2.5D J97	R508-17-21X	Z1=23,Z2=24,Z3=22(39)
	main drive	MAZDA B2600 G6	R507-17-21X	24T-22T-22T (39)
	GEAR	MAZDA MT7S	BB3R7113BA	33T
	MAIN DRIVE	MAZDA MT7S	BB3R7113BA	34T-25T-23T
	MAIN DRIVE	T3500	W521-17-201D	42T (30T)-19T-12T
	MAIN DRIVE		W521-17-201	51T(32T)x23Tx12T
	COUNTER SHAFT	TITAN	W523-17-301C	42T-29T-20T-13T-52T
	COUNTER SHAFT	MAZDA T3500	W521-17-301A	35T x 29T x 20T x 12T x 52T
	COUNTER SHAFT	T4000	W521-17-301	42T x 29T x 19T x 13T x 52T
	MAIN SHAFT	MAZDA T3500	W521-17-221E	32T-40T-38T-32T
	MAIN SHAFT	MAZDA T4000	W523-17-221E	32T-44T-44T-32T
	MAIN SHAFT	MAZDA T4000	W522-17-221	32T-44T-44T-32T
	main shaft	MAZDA FORD RANGER WL 4X4	R525-17-221B	Z1=32,Z2=32,Z3=31.Z4=25 L:410.6MM
	5TH GEAR	MAZDA 2.5D J97 FORD TURBO 4x4	R507-17-308	53T/13T
	5TH GEAR	MAZDA 2.5D J97 FORD TURBO 4x4	R508-17-610C	27T/36T
	3/4 SYNCHRONIZER	MAZDA 2.5D J97 FORD 4WD B2600 WL-7	R504-17-240D R501-17-241 R524-17-240B	39T/32T

	5/R SYNCHRONIZER	MAZDA 2.5D J97 B2500	R502-17-620C	36T/31T
	GEAR T-F LOW	MAZDA BT50 FORD RANGEAR 2.5 2.9	M502-17-923	27T-27T
	SHAFT C	MAZDA BT50 FORD RANGER	M501-17-934	L 139MM, D 22MM
	IDLER GEAR	MAZDA BT50 FORD RANGER 2.5	M501-17-931B	19T-28T
	SHAFT GEAR	MAZDA BT50 FORD RANGER 2.5	M508-17-920	17T-18T-25T
	SHAFT	FORD RANGER 2.5 2.9	M0A3-27-271	20T-26T
	TIMING GEAR	MAZDA	WL5111316	Z=48T Weight:0.5kg
	clutch fork	BT50	250-254-001 WL02-16-520A	
	FORNT DIFF JOINT SHAFT	FORD RANGER T6	MA1027700	507.2MMX35.62MM 29T
	INPUT SHAFT	tremec	T0117 02 1536 WA4050-16F TDFM1536	10t/27t/35t 17MM
	INPUT SHAFT	tremec	WA4050-16DR TDFM1587	10T-26T-35T 19MM
	INPUT SHAFT	tremec	WA4050-16G TDFM1352	10T-27T-35T 15MM
	CONE GEAR	tremec	TDCN1502 ATDCN1502 TR-4050	35T-60T
	SYN HUB		93211373	Z1=48T,Z2=39T 外径:119.09mm 内径:38.4mm 重量:0.9kg
	SYN HUB		93211362	Z1=54T,Z2=63T 外径:134.10mm,内径:60.70mm 重量:0.95kg
	SHAFT	GM	S-550	32T-53T-29T 1.5KG

	SYC.RING SMALL	SL/T3500 T4000	W501-17-245A	39T
	SYC.RING BIG	SL/T3500 T3000	W502-17-265C	42T
	SYC.RING	TM	W725-17-265	
	SYC.RING	TF	W724-17-245	
	SPIDER	SL/T3500	GWTXS017	
	STAR BIG	SL/T3500	GWTXB046	
	STAR SMALL	SL/T3500	GWTXB045	
	SYN KEY	MAZDA SL/T3500		L:17*W:5*H:3.55

KIA HYUNDAI DAEWOO

Picture	Type	Model	OEM NO	Size (the teeth number\length\high\iameter)
	MAIN DRIVE	KIA BONGO PREGIO 3000	0K43A-17-201 43214-4Y200	Z1=22,Z2=22,Z3=39
	MAIN DRIVE	KIA		Z1=22,Z2=23,Z3=39
	MAIN DRIVE	KIA 2700	43214-4Y100	Z1=22,Z2=24,Z3=39
	MAIN DRIVE	KIA	43214-5K200	22T/22T39T
	COUNTER SHAFT	KIA	0K43A-17-300 43215-5K200	Z1=12,Z2=14,Z3=23,Z4=30,Z5=39
	COUNTER SHAFT	KIA 2700 ONE TON	OK60E-17-300	Z1=12,Z2=15,Z3=23,Z4=30,Z5=38
	COUNTER SHAFT		OK67A-17-300	Z1=12,Z2=15,Z3=23,Z4=30,Z5=39
	MAIN SHAFT	KIA	43221-4Y000	Z1=25T,Z2=32T,Z3=34T,Z4=25T

			OK71E-17-221B	31S/30S/38S/40S/32S
	6TH GEAR	HYUNDAI KIA PORTER	43280-47001	41T-54T
	1ST GEAR	KIA		41T-42T 3LINES 1.45KG
	2ND GEAR	KIA	OK72A-17-251A	33T-42T 0.91KG
	GEAR	KIA		33T-42T
	3RD GEAR	KIA BONGO PREGIO 3000	OK43A-17-230 OK67A-17-231	Z1=26,Z2=39
	3RD GEAR	KIA 1.9TON	OK71E-17-231	27T-39T
	GEAR 5TH	KIA 1.9TON	OK71E-17-291	21T-36T
	GEAR 5TH	KIA 1.9TON	OK60A-17-291	22T-36T 5LINE

	5TH GEAR	KIA BONGO PREGIO 3000	OK67A-17-291	Z1=20,Z2=36
	5TH GEAR	KIA	43240-4Y000 OK43A-17-291	Z1=20,Z2=36 2line
	5TH GEAR	KIA BONGO PREGIO 3000	OK71E-17-500B	Z1=41,Z2=14,Z3=12(SPLING)
	5TH GEAR		OK60A-17-500	
	REV GEAR	KIA		Z=23T
拨叉 20 	1/2 FORK	KIA	OK67A-17-414	
拨叉 19 	5/R FORK	KIA	OK67A-17-406	
拨叉 21 	3/4 FORK	KIA	OK67A-17-412	
	CLUTCH FORK		41430-23000	
	CLUTCH FORK		41430-23200	



	CLUTCH FORK		41413-4A000	
	CLUTCH FORK		0K71E-16-520	
	5/R synchronizer	KIA BONGO BESTA	0K71E-17-620 43370-4Y000	36T/34T
	1/2 synchronizer	KIA BONGO BESTA	0K71E-17-260	42T/32T
	1/2 synchronizer	KIA PREGIO 2.7- 3.0L	OK72H-17-260	42T/32T
	3/4 synchronizer	KIA BONGO BESTA	0K71E-17-240	39T/25T
	3/4 synchronizer	hyundai porter 2	43360-47000	Z1=20t, Z2=52t
	5TH GEAR	HyUndai HD72 M3S5	QH1701308H810B	Z1=18T,Z2=39T
	synchronizer hub	KIA BESTA		Z1=39,Z2=25

	HUB	HYUNDAI	43351-39000	45T-45T 0.35KG
	HUB	KIA	43352-39000	31T-39T 0.4KG
	HUB	HYUNDAI	43353-39001	41T-51T 0.45KG
	OIL PUMP BUSH	KIA HYUNDAI	23151-42000	46T
	INPUT SHAFT	DAEWOO		23T-32T-10T
	MAIN SHAFT	DAEWOO		32T-46T-32T-38T
	INPUT SHAFT	DAEWOO CHEVROLET (DS) MATIZ	94580205	18T-26T-19T-12T-11T-18T
	IDLER GEAR	PS125T	24310-45001	63T,3holes
	IDLER GEAR SHAFT	PS125T	24315-45001	

	IDLER GEAR WASHER	PS125T	24315-45000	
	CRANK SHAFT GEAR	4D34T	24311-45010	Z=31t
	CRANK SHAFT GEAR	PS100 PS120 4D30 4D31 4D32 4D33 4D34	23127-41010	Z=23t
	SHAFT FOR IDLER GEAR	PS100 PS20 HYUNDAI MIGHTY	43521-45000	Ø24*115mm
	SHAFT FOR IDLER GEAR	HYUNDAI	QW433776A340 QD43521T00250	Ø24*140.5mm
	HYUNDAI REV GEAR		QD43511-T00390	Z=35,ID:30MM
	2nd gear		43250-T00400	Z1=38T,Z2=54T
	3RD GEAR	HD78 MO35S5	43260-T00500 43620-T05320	Z1=32T,Z2=54T
	3RD GEAR	HD65 HD72	QD43260-T05320	32T-54T 2LINE

	3RD GEAR	HD65 HD72	43260-45250	21T-39T 2LINE
	2nd gear		43251-5H000	Z1=38T,Z2=42T
	3RD GEAR	HD78 MO35S5	43260-5H000 43260-45010	Z1=32T,Z=42T H:34.85
	HYUNDAI 1ST GEAR	CL27 SRL4	QD432 40T0070	Z1=45, Z2=45
	hyundai main shaft		43231-45200	Z1=20t, Z2=32t, Z3=32t, Z4=18T
	MAIN DRIVE	HYUNDAI PORTER	43211-47001	Z1=23T,Z2=24T,Z3=63T
	6TH GEAR SLEEVE	HYUNDAI PORTER	43284-47000 43284-47001	
	MAIN DRIVE	HYUNDAI MIGHTY	43221-T06260 43221-T06240	Z1=18T,Z2=27T,Z3=48T
	DIFFERENTIAL GEAR SET	HYUNDAI		11T/16T-18T

BENZ

Picture	Type	Model	OEM NO	Size (the teeth number\length\high\diаметer)
	DOUBLE G 3RD-4TH	BENZ	656 263 0013	28T-38T 7.8KG
	INPUT SHAFT	BENZ	389 262 6602	30T
	SYNCHRONIZER CONE	BENZ	389 262 9834	36T-35T 0.9KG
	CONSTANT GEAR	BENZ	389 263 1910	47T
	SYN HUB		001 262 4035 000 262 8535 001 262 0835	Z1=48T,Z2=39T 外径:119.09mm 内径:38.4mm 重量:0.9kg
	SYN HUB		001 262 0735 000 262 8235 001 262 3935	Z1=54T,Z2=63T 外径:134.10mm,内径:60.70mm 重量:0.95kg
	SYN SLEEVE	ZF195 9S75	000 262 8223	60T 外径:135.93mm,内径:116.13mm, 重量:0.55kg
	CONE GEAR	ZF195 9S75	000 262 8335	Z1=66T,Z2=77T 外径:133.93mm,内径:97.45mm 重量:0.35kg
	CONE GEAR	ZF195 9S75	000 262 8135	Z1=60T,Z=68T, 外径118.95mm, 内径85.50mm 重量0.25kg
	3/4 SYN SLEEVE	16S150/151/181/220/ 221/251	001 262 1823 000 262 6623	51T
	3/4 CONE GEAR	EF750 16S151	000 262 5535	57T-30T
	SYN SLEEVE	16K130 16K160 16K190 16S130 16S160 16S190	000 263 0523 000 263 0423	54T




VOLVO

Picture	Type	Model	OEM NO	Size (the teeth number\length\high\ diameter)
	SYN HUB		85123558 1699922	Z1=48T,Z2=39T 外径:119.09mm 内径:38.4mm 重量:0.9kg
	SYN HUB		85123557 1699908 85108919	Z1=54T,Z2=63T 外径:134.10mm,内径:60.70mm 重量:0.95kg
	SYN SIEVE	ZF195 9S75	1699924	60T 外径:135.93mm,内径:116.13mm, 重量:0.55kg
	CONE GEAR	ZF195 9S75	1699907	Z1=66T,Z2=77T 外径:133.93mm,内径:97.45mm 重量:0.35kg
	CONE GEAR	ZF195 9S75	1699879	Z1=60T,Z=68T, 外径118.95mm, 内径85.50mm 重量0.25kg
	3/4 SYN SLEEVE	16S150/151/181/ 220/221/251	3097061 1662710	51T
	3/4 CONE GEAR	EF750 16S151	3097062	57T-30T
	SYN SLEEVE	16K130 16K160 16K190 16S130 16S160 16S190	1527459 1526857	54T

DAF







Picture	Type	Model	OEM NO	Size (the teeth number\length\high\ diameter)
	SYN HUB		1829 923 1291 306 1346 869 1675 712	Z1=48T,Z2=39T 外径:119.09mm 内径:38.4mm 重量:0.9kg
	SYN HUB		1829 922 1291 297 1346 867	Z1=54T,Z2=63T 外径:134.10mm,内径:60.70mm 重量:0.95kg
	SYN SLEEVE	ZF195 9S75	1296 924	60T 外径:135.93mm,内径:116.13mm, 重量:0.55kg
	CONE GEAR	ZF195 9S75	1291 296	Z1=66T,Z2=77T 外径:133.93mm,内径:97.45mm 重量:0.35kg
	CONE GEAR	ZF195 9S75	1291 269	Z1=60T,Z=68T, 外径118.95mm, 内径85.50mm 重量0.25kg
	CONE GEAR	16K130 16K160 16K190 16S130 16S160 16S190	1377 131	58T-63T
	3/4 SYN SLEEVE	16S150/151/181/220/221/251	1377 181 066 374 1342 730	51T
	3/4 CONE GEAR	EF750 16S151	069 584 0069 584	57T-30T
	CONE GEAR	16S151/181/221/251	1330 419	41T-63T
	SYN SLEEVE	16K130 16K160 16K190 16S130 16S160 16S190	689 814	54T

IVECO

Picture	Type	Model	OEM NO	Size (the teeth number\length\high\diameter)
	SYN HUB		42562271 42557219	Z1=48T,Z2=39T 外径:119.09mm 内径:38.4mm 重量:0.9kg
	SYN HUB		42562262	Z1=54T,Z2=63T 外径:134.10mm,内径:60.70mm 重量:0.95kg
	SYN SIEVE	ZF195 9S75	42562273	60T 外径:135.93mm,内径:116.13mm, 重量:0.55kg
	CONE GEAR	ZF195 9S75	42562258	Z1=66T,Z2=77T 外径:133.93mm.内径:97.45mm 重量:0.35kg
	CONE GEAR	ZF195 9S75	42562144	Z1=60T,Z=68T, 外径118.95mm, 内径85.50mm 重量0.25kg
	CONE GEAR	16K130 16K160 16K190 16S130 16S160 16S190	42535041	58T-63T

	3/4 SYN SLEEVE	16S150/151 /181/220/2 21/251	42581087 8198812 42532584 42534465 93156035 93156420	51T
	3/4 CONE GEAR	EF750 16S151	93156419	57T-30T
	CONE GEAR	16S151/181 /221/251	42535042 503557218	41T-63T
	SYN SLEEVE	16K130 16K160 16K190 16S130 16S160 16S190	7982227 42492422	54T
	DIFFERENTIAL GEAR KIT			PINION GEAR:9T SIDER GEAR:14T/50T SPIDER:35MM*220MM

ZF

Picture	Type	Model	OEM NO	Size (the teeth number\length\high\diаметer)
	SYN HUB		1308 304 111 1307 304 168 1307 304 607 1307 304 685 1308 304 066 1308 304 107	Z1=48T,Z2=39T 外径:119.09mm 内径:38.4mm 重量:0.9kg
	SYN HUB		1308 304 110 1307 304 149 1307 304 166 1307 304 608 1308 304 065	Z1=54T,Z2=63T 外径:134.10mm,内径:60.70mm 重量:0.95kg
	SYN SLEEVE		1303 304 091	66T 外径:150.67mm 内径:131.63mm 重量:0.5kg
	SYN SLEEVE	ZF195 9S75	1308 304 090 1308 304 076	60T 外径:135.93mm,内径:116.13mm, 重量:0.55kg
	CONE GEAR	ZF195 9S75	1308 304 077	Z1=66T,Z2=78T 外径:133.93mm.内径:97.45mm 重量:0.35kg
	CONE GEAR	ZF195 9S75	1308 304 078	Z1=60T,Z=68T, 外径118.95mm, 内径85.50mm 重量0.25kg

	CONE GEAR	16K130 16K160 16K190 16S130 16S160 16S190	1296 333 050 1293 333 050	58T-63T
	3/4 SYN SLEEVE	16S150/151/181/220/221/251	1310 304 202, 0769 186 272, 1297 304 431, 1297 304 448, 1297 304 516, 1310 304 174, 1312 302 055, 1312 302 057, 1316 304 225	51T
	3/4 CONE GEAR	EF750 16S151	1312 304 027 1310 304 108	57T-30T
	CONE GEAR	16S151/181/221/251	1316 233 015 1315 233 025	41T-63T
	SYN SLEEVE	16K130 16K160 16K190 16S130 16S160 16S190	1296 333 023 1296 333 011	54T

MAN

Picture	Type	Model	OEM NO	Size (the teeth number\length\high\diameter)
	SYN HUB		81 32420 0307 81 32420 0204 81 32420 0285	Z1=48T,Z2=39T 外径:119.09mm 内径:38.4mm 重量:0.9kg
	SYN HUB		81 32420 0306 81 32420 0202	Z1=54T,Z2=63T 外径:134.10mm,内径:60.70mm 重量:0.95kg
	CONE GEAR	16K130 16K160 16K190 16S130 16S160 16S190	81 32425 0141 81 32425 0134	58T-63T
	3/4 SYN SLEEVE	16S150/151/181/220/221/251	81 32402 019 81 32402 0145 81 32402 0150 81 32402 0190	51T
	3/4 CONE GEAR	EF750 16S151	81 32425 0092 81 32425 0125	57T-30T
	CONE GEAR	16S151/181/221/251 1	81 32425 0132 81 32425 0133	41T-63T
	SYN SLEEVE	16K130 16K160 16K190 16S130 16S160 16S190	81 32402 0111 81 32402 0102	54T

RENAULT








Picture	Type	Model	OEM NO	Size (the teeth number\length\high\diаметer)
	SYN HUB		74 85 123 558 50 00 294 051 50 01 833 221	Z1=48T,Z2=39T 外径:119.09mm 内径:38.4mm 重量:0.9kg
	SYN HUB		74 85 123 557 50 00 294 042 50 01 834 834	Z1=54T,Z2=63T 外径:134.10mm,内径:60.70mm 重量:0.95kg
	CONE GEAR	16K130 16K160 16K190 16S130 16S160 16S190	50 01 848 259	58T-63T
	3/4 SYN SLEEVE	16S150/151/181/220 /221/251	50 01 848 744 50 01 831 794 50 01 832 953 50 01 845 810	51T
	3/4 CONE GEAR	EF750 16S151	50 01 831 793	57T-30T
	CONE GEAR	16S151/181/221/251	50 01 843 132	41T-63T
	SYN SLEEVE	16K130 16K160 16K190 16S130 16S160 16S190	50 00 289 825	54T

SCANIA

Picture	Type	Model	OEM NO	Size (the teeth number\length\high\diаметer)
	3/4 CONE GEAR	EF750 16S151	1544 079	57T-30T
	CONE GEAR	16S151/181/221/251	1316 233 015	41T-63T
	SYN SLEEVE	16K130 16K160 16K190 16S130 16S160 16S190	1296 333 023	54T

EATON

Picture	Type	Model	OEM NO	Size (the teeth number\length\high\ diameter)
	Eaton Fuller 3rd gear	FSO4305 FSO4405 MB610 CL3905	3344701	Z1=35t,Z2=48t,
	EATON 2nd gear		3344641	Z1=42,Z2=57
	EATON 3RD gear	GH9S TC 5K	8880741	Z=32 Weight:2.3kg
	EATON COUNTER GEAR	EATON GH9S FS8209A MBB TC 5K	8875777	24T-21T-15T-14T-10T
	EATON MAIN SHAFT	EATON FS6209A	8877186	21T-28T-31T-24T
	EATON INPUT SHAFT	GH9S FM8J FL8JNLA	8877769	10T-33T-46T
	EATON CROWN GEAR	HINO 500 FL GH9S Y06224	8872680	79T
	EATON INPUT SHAFT	ES11105 HINO	8883170	10T-33T-46T

	EATON FORD COUNTER GEAR	FS8309 ES11109 FS6209	8877975 BH3X-7123-AA	43T 3.014KG
	EATON SUN GEAR	GH9S V6109A Y06184	8877116	31T-24T H:46.5
	EATON SUN GEAR	FS8209	8883394	31T-24T H:37.5
	PLANET GEAR SPINDLE	FS8209	U8883311V	30T-46T
	NEEDLE		8870356	L:11*D:8
	NEEDLE		8870355	L:11*D:10
	PIN		8870352	
	SPRING		8870444	

OTHERS

Picture	Type	Model	OEM NO	Size (the teeth number\length\high\diameter)
	crankshaft gear	KAMAZ		Z=64
	3RD GEAR	FOTON 4JB1	33034-27010	27T -33T
	crankshaft gear	caterpillar 3306		Z=40
	crankshaft gear	caterpillar 3304		Z=40
			40601729	52T-26T
	OIL PUMP GEAR	CATERPILLAR 4N		Z=10T

	GEAR			52T-26T-26T
	3RD GEAR	RENAULT VOLVO AT ATO SERIES I- SHIFT , SPO SERIES I-SHIFT DUAL CLUTCH	20540059 20532210 7420540059 7420532210 20771311	28T-35T-28T
	OIL PUMP GEAR			Z=104t
	1ST GEAR			Z1=48t, Z2=60t
	counter gear			Z=43t
	2ND GEAR			Z1=60T,Z2=48T
	GEAR			Z1=60T,Z2=47T

	INPUT SHAFT			28T -60T- 23T
	INPUT SHAFT			Z1=23T,Z2=13T,Z3=12T,Z4=19T,Z5=36T, Z6=29T
	INPUT SHAFT			Z1=32T,Z2=36T,Z3=23T,Z4=13T,Z5=23T weight=1.775kg
	1ST GEAR			49T-60T
	GEAR			40T-45T
	5TH GEAR			Z1=48T,Z2=32T
	5TH GEAR			Z1=45T Z2=60T

	SYNCHRONIZER ASS	porter		Z1=48T,Z2=32T
	5TH INPUT GEAR	PROTON	AZB32312-00A	Z1=30T,Z2=45T
	SYNCHRONIZER ASS	PROTON	AZB32650-00A	Z1=30T,Z2=30T
	GEAR		T015-40/50	26T
	INPUT SHAFT		CV57	16t/22t/18t
	CAM SAHFT GEAR	KOMATSU WA600-3	6240-41-112	70T
	HUB			23T/57T


	SLEEVE			57T
	COLLAR			ID:30MM,OD1:56MM,OD2:40MM,H:50MM
	SLEEVE			ID:35MM,OD:40MM;H:38.5MM
	GEAR			Z1=42t,Z2=44t
	GEAR			Z1=34T,Z2=45T
	GEAR			23T
	SLEEVE			24T

	<p>DIFFERENTIAL SHAFT GEAR</p>			<p>Z1-24T,Z2=21T,Z3=12T</p>
	<p>SHAFT</p>			<p>15T/39T/36T</p>
	<p>counter gear</p>			<p>43T</p>
	<p>5th gear</p>		<p>T0034963-22080739</p>	<p>22T/42T</p>
	<p>ILDER GEAR REV</p>			<p>Z=25T</p>
	<p>synchronizer</p>			<p>Z1=57t, Z2=50t</p>
	<p>synchronizer</p>			<p>Z1=57t, Z2=26t</p>

	gear			Z1=57t, Z2=29t
			NE6902F.08.001	
			NE6902F.08.004	
	main shaft			Z1=21T Z2=29T Z3=57T
	gear			Z=40T
	PTO GEAR			Z1=30t, Z2=28t




JCB


Picture	Type	Model	OEM NO	Size (the teeth number\length\high\diameter)
	GEAR	JCB	453/04202 453-04202 45304202	
	Tracked Excavator gear	JCB	320/06578 320-06578 32006578	65T
			449/02001	
			ZF-21505	
	GEAR		44910003	22T-45T
	GEAR		44910002	31T-45T
			459M8198	

	GEAR		45330304	15T-33T
	GEAR		459/M5182	39T-28T
			459/50971	
			459/50429	
	GEAR		11963331	15T-33T
	GEAR	JCB	445/38601	21T-32T

	CONSTRUCTION MACHINERY GEAR	JCB	ZF-4106SY	Z=25T OD:95.8MM ID:61.8MM H:40
	CONSTRUCTION MACHINERY GEAR	JCB		
	gear	JCB		23T
	gear	JCB	ZF3295SY	22T
	JS Tracked Excavator gear	JCB	332/H3930 332- H3930 332H393	27T
			ZF0988SY	

	gear	JCB		19T/21T
	HUB	JCB	ZF 450-10204P	66T
	Tracked Excavator gear	JCB	44570401 459/50188 459-50188 459 50188	19T/30T/37T/32T
	GEAR	JCB	4111A021	
	SHAFT	Backhoe Loader 3cx 4cx 5cx JCB	44503014	
	GEAR	JCB	459M8196	

	GEAR	JCB	459M8194	
	COUNTER SHAFT	JCB	459M8200	
	GEAR	JCB	07802	
	shaft	JCB	301	22T/38T/32T
	shaft	JCB	401	22T/36T/32T
	shaft	JCB	ZF4928/SY	35T/38T/32T

		JCB	32005137	
			90385405	
			92013345	
				15T
			ZF3489/SY	
			SY03003	
			SY03001	
			07802	
	SLEEVE		92013345	
	SLEEVE			15T,OD;36MM,H:136MM,OD:22M M
			320/03132	

SUZUKI

Picture	Type	Model	OEM NO	Size (the teeth number\length\high\ diameter)
	5TH GEAR	SUZUKI	24114-64G02-000	Z1=24,Z2=33
	5TH GEAR	SUZUKI	24315-64G00-000	Z1=25,Z2=18
	5TH GEAR	SUZUKI	24321-60B00	Z1=36,Z2=30